



Grindings

Idaho Gem Club, Inc.

P.O. Box 8443  Boise, Idaho 83707-2443

VOL 84 NO 7

JULY 2023

DIRECTORY

ITEM	PAGE
President's Message	1
Calendars, Upcoming Events	2
Pot Luck Picnic, Field Trips	3
Silver City Field Trip Pictures	4
Workshops, Kids' Day, Library	5
Thunderegg Days Pictures	6-7
New Members, Sunshine Lady	7
Sardonyx	8-9
General Meeting Minutes	10
Board Meeting Minutes	11

PRESIDENT'S MESSAGE

Hello Gem Club Rockhounds:

Wow! What a summer. Our field trip to Silver City was a hoot. Everyone collected so many crystals, I've rarely seen so many happy smiles. Let's do it again at our next trip to Reynolds Creek for petrified wood. On July 22, we're meeting at 8 am at the Phillips 66 station just before the bridge at Walter's Ferry. We'll then proceed to Highway 78 at 8:30 am after doing our trip paperwork. If you are coming from Boise, take the Franklin Blvd. Exit (No. 36) in Nampa. Go to 11th Ave., which turns into 12th Ave. Keep going to the bridge at Walter's Ferry. Stop at the Phillips 66 gas station/store for any last minute gas and supplies.

For those not going on our field trip, head over to our workshop behind Stewart's Gem Shop for the Kid's Day Workshop from 10 am to 2 pm. Bring your kids and grandkids for some lapidary adventures put on by Brent Stewart and the Idaho Gem Club. Prices for the Kid's Day Workshop are \$10 for members and \$20 for non-members. Anybody who can help out Brent, please be there with a smile.

Our next general meeting is July 18th at Kristin Armstrong Municipal Park, 500 S. Walnut St. We will be meeting at 6 pm and having dinner about 6:30 pm. It is a potluck dinner, so bring your favorite dish to share, and also your own table service. Drinks and ice cream will be provided by the club. After a short business meeting, we'll have an auction to benefit our annual Banquet, so bring lots of cash and maybe something special to donate to a great cause.

Workshops this month are the ROLE Workshop on Monday, July 17 at 6 pm, and general workshops on Thursday, July 20 from 6-8:45 pm and Saturday, July 29th from 10 am-2 pm. Come get your grind on!

I would like to thank everyone who participated at the Nyssa Thunderegg Days event — three fun-filled, but hot, days. Teresa Nebeker for making the trip to bring us a cash box; Lynn Hansen for helping with the set-up and tear down. Liz Warner, Deana Ashton, Jean Hoene, Twila Gallaher, Dana Robinson, Cheryl Link and John Akin for hanging out and helping to promote our club. A special thanks to Willa Renken and Phil Neuhooff for setting up their booths and promoting their items and our club.

And with the purchase of our new rock trailer, we'll be clearing out our storage unit and filling the trailer. We'll need lots of help with that. A date will be set for that as soon as possible.

Many thanks to Deana Ashton and Cheryl Link for leading the trip up north with the Hell's Canyon Club to collect crystals and garnets. Sounds like a fun trip with everyone finding lots of specimens and having a great time. Thank you Hell's Canyon Gem Club for the invitation!

Everyone have a great summer and I'll see you at the picnic.

Respectfully Submitted, Rick Corbett, President

The deadline for issues is the Friday after each Board Meeting for the current month's edition. To submit articles, please send them through email to Dana Robinson, Editor
drobinso@boisestate.edu

ACTIVITY CALENDAR

JULY

SUN	MON	TUE	WED	THU	FRI	SAT
						1 Workshop 10 am-2 pm
2	3 ROLE Workshop 6-8:45 pm	4 Meeting Moved to June 28	5 Thunder Egg Days Setup Nyssa	6 Thunder Egg Days, Nyssa 9 am-9 pm	7 Thunder Egg Days, Nyssa 9 am-9 pm	8 Thunder Egg Days, Nyssa Tear Down
9	10	11	12	13	14	15
16	17 ROLE Workshop 6-8:45 pm	18 Annual Picnic 6 pm	19	20 Workshop 6-8:45 pm	21	22 Kids' Day 10 am-2 pm Field Trip Reynolds Crk.
23 30	24 31	25	26	27	28	29 Workshop 10 am-2 pm

AUGUST

SUN	MON	TUE	WED	THU	FRI	SAT
		1 Board Meeting 7 pm	2	3	4	5
6	7 ROLE Workshop 6-8:45 pm	8	9	10	11	12 Kids' Day Workshop 10 am-2 pm
13	14	15 Annual Picnic 6 pm	16	17 Workshop 6-8:45 pm	18	19 Field Trip Gooding 8 am
20	21 ROLE Workshop 6-8:45 pm	22	23	24	25	26 Workshop 10 am-2 pm
27	28	29	30	31		

SEPTEMBER

SUN	MON	TUE	WED	THU	FRI	SAT
					1	2
3	4 ROLE Workshop 6-8:45 pm	5 Board Meeting 7 pm	6	7	8	9
10	11	12	13	14	15	16
17	18 ROLE Workshop 6-8:45 pm	19 General Meeting 7 pm	20	21 Workshop 6-8:45 pm	22	23 Field Trip Sunstones Overnighter
24	25	26	27	28	29	30 Workshop 10 am-2 pm

OCTOBER

SUN	MON	TUE	WED	THU	FRI	SAT
1	2 ROLE Workshop 6-8:45 pm	3 Board Meeting 7 pm	4	5	6	7 Beacon Hill Field Trip 8 am
8 Beacon Hill Field Trip 8 am	9	10	11	12	13	14
15	16 ROLE Workshop 6-8:45 pm	17 General Meeting 7 pm	18	19 Workshop 6:45-8 pm	20	21
22	23	24	25	26	27	28 Workshop 10 am-2 pm
29	30	31				



Upcoming Events

Rapid City & Western Dakota Gem & Mineral Shows, July 22-23. Sat 9 am-6 pm, Sun 10 am-4 pm, Central States Fairgrounds -- Fine Arts Building, 800 San Francisco St., Rapid City, SD

Billings Gem & Mineral Show, August 3-6. Billings Convention Center, 1223 Mallowney Ln., Billings, MT

Far West Lapidary Gem Show, August 4-6. Fri/Sat 10 am-5 pm, Sun 10 am-4 pm, The Mill Casino, 3201 Tremont St., North Bend, OR

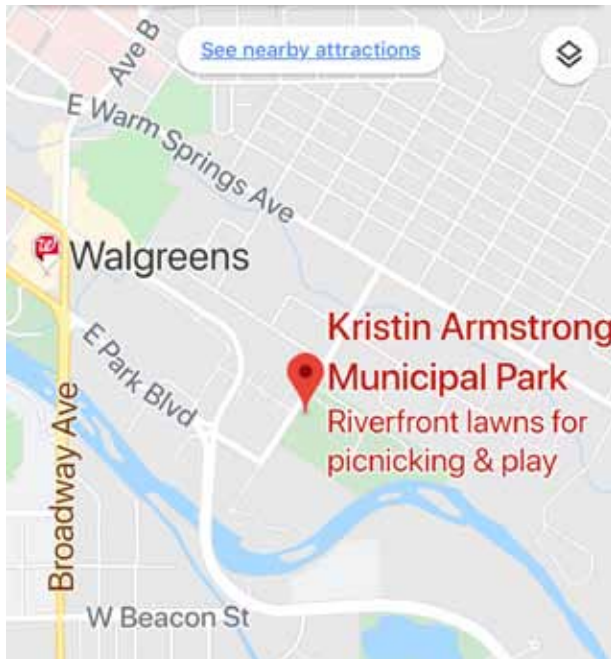
The Crystal Festival Rock, Mineral, Gem & Crystal Show, August 5-6, 10 am-8 pm, Uintah Conference Center, 313 E 200 S, Vernal, UT

Colorado Mineral and Fossil Fall Show, September 8-16, 10 am-6 pm Daily, Crowne Plaza DIA, 15500 E 40th Ave, Denver, CO

JULY POT LUCK PICNIC MEETING

July 18, 2023, will be the Pot Luck Picnic at Kristen Armstrong Memorial Park Shelter at 6:00 pm. Dinner is at 6:30 pm. Bring a dish to share for dinner, and your table setting. We will have door prizes and a short business meeting to go over current events. The club provides drinks and an ice cream dessert.

After dinner there will be an Auction to help offset costs for our annual Banquet in January. Bring whatever you would like to donate and be ready to look for new pieces for your collection! Come join us for a fun evening! Hope to see you all there!



Map to Picnic Location
Kristen Armstrong Municipal Park
500 S. Walnut St., Boise
Tuesday, July 18, 2023
6:00 p.m.



FIELD TRIPS

The field trip for July will be to Reynolds Creek for petrified wood. We will be meeting at the Phillips 66 Station at Walter's Ferry at 8 am on Saturday, July 22nd, leaving at 8:30 am.

Take the N. Franklin Blvd. exit off I-84 (Exit 36) and turn left onto Franklin Blvd. Go down to 11th Ave. N. and turn right. Follow that into downtown and turn left onto 3rd St. S. Go one block and turn right onto 12th Ave. S. That street will take you all the way to Walter's Ferry. It is a little odd because of one-way streets downtown.

FIELD TRIP SUPPLIES

Rock Hammer	Water
Chisel, Pick, Pry Bar	Sunscreen and a Hat
Shovels	Knee Pads
Garden Claw Rake	Safety Glasses
Buckets or Sacks	Gloves
Screening Box	First Aid Kit
Map or GPS	

Good boots or hiking shoes are recommended
Rain Coat (dress in layers for cooler mornings)
Lunch/Dinner/Snack Foods/Camping supplies

NFMS ANNUAL MEETING

SPECIAL NOTICE

Anyone that is going to Billings for the NFMS Annual Meeting and Show will need to bring their own water. Due to the recent bridge collapse and train derailment, the local drinking water has been contaminated. Check local news reports for any updates before traveling.

SILVER CITY FIELD TRIP



WORKSHOPS

See the calendar for upcoming workshop dates. Come cut your rocks and learn cabochon making. Brent Stewart, Rick Corbett, and Liz Warner keep the club lapidary workshop operating year round.

Third Thursday of each month from 6:00 pm-8:45 pm
 Saturday the week after general meeting — 10:00 am-2:00 pm
 ROLE Workshops are the First and Third Mondays —
 6:00 pm-8:45 pm

WORKSHOP LOCATION

2620 W. Idaho St., Boise, ID
 Next door to Stewart's Gem Shop
 \$5 Fee for each visit (kids free)



KID'S DAY WORKSHOP

The first Kids' Workshop will be on Saturday, July 22nd from 10 am-2 pm. It was pushed back one week from the original schedule. There will be the usual activities, as well as a hot dog lunch. Please sign up by calling Brent Stewart at 208-342-1151 (Stewart's Gem Shop).



IGC LIBRARY

Our Club Library will be open during the general meetings. Take a look at the books, magazines and videos available for check-out.

If you have any books you would like to donate to the library, please contact Cheryl Lawson at dizzyphalarope@gmail.com. You may bring books to donate in a bag marked for Cheryl and leave it on top of the library cabinet.



THUNDEREGG DAYS





WELCOME NEW MEMBERS

Eddy Holliday & Angela Calhoun	Scott Hooser
Kat Isaacson & Mary Kersey	Kelly Husted
Shannon & Rosita McCoy	Matthew McFarland
Angela Noble	Joe Trapani
Tom Wojcik & Margaret Sinclair	Jen Cook
Michael Espenel	Don & Debra Haener
Nicholas Volk & Janelle Flaherty	Anna Westberg
Jakob & Megan Christensen	

WELCOME NEW JUNIORS

Alivia McCoy



New Members:

Our website at idahogemclub.com has all of the information regarding our club operations. We also have a facebook page for interacting and socializing. Please contact any Officer or Board Member with questions or suggestions! Welcome to your Gem Club!



SUNSHINE LADY REPORT

By Deana Ashton

IGC Sunshine Lady sends cheerful greetings to club members needing , get well wishes, sympathy and anniversary expressions. If you know someone in need of cheer or attention, Please text or call Deana at 208-794-5628.

SARDONYX

A Sardonyx stone, also called banded agate, is a variation of onyx, which is a semiprecious stone of the silica mineral agate comprised of the chemical make-up SiO_2 . Onyx stones have the same properties as quartz stones. Its name is derived from the Greek words “sard,” meaning a reddish brown, and “onyx,” meaning veined gem. Sardonyx features many layers of quartz fibers stacked on top of one another that form translucent, opaque and solid banded colors over time. Sardonyx combines alternating layers of sard and onyx (two types of the layered mineral chalcedony) to create a reddish zebra-striped gemstone with white bands. They are easily identified by their alternating dark and light bands of flat white, gray, red and brown colors. Sard ranges in color from yellowish-red to reddish-brown, depending on how much iron oxide is present. Sard is easily confused with carnelian, another type of chalcedony that



is slightly softer and lighter in color. Other colors can include blue, green and black. Sardonyx, like onyx, shows layers of parallel bands instead of the chaotic, curved bands that compose agate.

Measuring 6.5 on the Mohs hardness

scale, sardonyx is widely available and relatively inexpensive as gems, beads, and jewelry. It is often carved into cameos, intaglios, and brooches to show the color contrast between layers, or tumbled smooth for holistic healing.

Stone of Old

This gem is perhaps most well-known as an August birthstone in modern times, but it was once more valuable than sapphire, silver and gold, and has been coveted by civilizations for thousands of years. Worn as engraved talismans by Roman soldiers, Sardonyx was believed to channel the attributes of the figure carved into the stone. During the Renaissance the gem was sought after by public speakers because it was thought to bring its wearer eloquence. Sardonyx gained fast popularity in ancient times because of its practical application, sturdy construction, and striking banded colors and patterns.

The first known uses of sardonyx date back thousands of years to Ancient Egypt. To this day, archeologists still unearth ancient artifacts including sardonyx necklaces, rings, and other relics from the past. Over thousands of years, sardonyx has accumulated a rich history of use, mainly in the creation of cameos and intaglios, which are intricate, three-dimensional carvings made from earthen stones and rocks.

Sardonyx History

What is it that makes sardonyx so adaptable? For starters, no two sardonyx stones look alike. Binding layers, color, transparency, and sizing all change the stone and its appeal. As a result, the value of sardonyx has stood the test of time, even if it's a relatively abundant gemstone.

Perhaps the most famous sardonyx jewelry was a carving with the image of Queen Elizabeth I of England. This striking piece was gifted to the Earl of Essex by the Queen herself as a token of good faith and friendship. Evidently, it did lose some protective properties as he was later executed by the crown.

Legend, Folklore and Healing Properties

Used as a stone of strength and protection in ancient times, sardonyx is associated with courage, happiness, and clear communication. Ancients believed that placing a sardonyx gemstone at each corner of a house would grant protection against evil. In general, the stone's bold, warm colors represent courage and happiness. When gifted or owned by a couple, sardonyx can help foster smoother communication skills and provide marital stability and everlasting happiness.

Amulets and talismans made of sardonyx were thought to give the wearer a boost of energy. Ancient Romans would carve Mars—the God of War—or Hercules into the gemstone to promote courage, while women would wear cameos carved with Venus, Goddess of Love, hoping to attract a qualified partner.

Religious texts also reference sardonyx. For example, it's used as the first foundation stone in the walls of New Jerusalem in the Book of Revelation.

Legend has it that sardonyx can help with depression, willpower, and confidence. It can help one find integrity, meaning, and happiness. Those who practice yoga have found it helps with meditation. You can also place





a stone under your pillow before going to sleep to encourage a blissful night of rest.

On a physical level, sardonyx contains nourishing minerals the human body craves. Sardonyx stone may assist in endocrine system

functioning, promote good circulation, and cleanse the skin.

As with other vibrant gemstones like tanzanite and opal, the color and pattern of sardonyx changes its meaning. For example, red with white banding and red bullseye stones are rumored to have stronger spiritual properties.

Sardonyx Gemstone Properties

In many ways, sardonyx can be compared to onyx, with a few slight discrepancies:

- Color: Sardonyx colors vary from white to orange and red to black. Most often it appears reddish-brown with lighter or darker binding.
- Crystal structure: Trigonal
- Luster: Vitreous to waxy
- Transparency: Translucent, Opaque
- Refractive index: 1.530 to 1.543
- Density: 2.6
- Cleavage: Poor

Gemologists measure a stone's quality based on four different categories called the 4 C's. Each individual stone ranks differently, with sardonyx having its own unique set of parameters.

Color

In a sardonyx stone, the color itself isn't as important as the contrast. A high-quality stone should have vibrant layers of red sard contrasting bright white layers of onyx. The key here is saturation in whatever colors are present in the stone. If the sard is more brownish-red than true red and the onyx is black, the stone can still be highly desirable as long as each layer is vibrant enough to distinguish the colors.

Cut

The most common cut of sardonyx is cabochon. However, well-carved stones placed into cameos, intaglios, inlays, and brooches can be sold for a lot more, especially if they hold historical value. What's more, these cutting styles lend themselves to cherished family heirlooms that can be passed down from generation to generation. In this way, sardonyx is truly a timeless, everlasting stone.

Clarity

The clarity of a sardonyx stone is less important than color and contrast, but it's still important to understand. Stones ranging from translucent to opaque can all be extremely valuable, as long as they show no visible watermarks or fractures.

Carat Weight

The value of a stone's carat weight relies on its quality in the other three categories. A large sardonyx stone with weak coloring would be valued less than a smaller stone exhibiting striking color combinations, patterns, and clarity.

Origins and Sources

Sardonyx comes from regions across the globe, including Brazil, India, Germany, Uruguay, Czech Republic, Slovakia, Madagascar and in the Lake Superior region of the United States. The finest examples, which display sharp contrasts between layers, are found in India, where the geological composition is perfect for vibrant, flawless, and colorful stones.



The Great Cameo of France. Five-layered sardonyx cameo, Roman artwork, second quarter of the 1st century AD.

© Marie-Lan Nguyen / Wikimedia Commons
<https://creativecommons.org/licenses/by/2.5/deed.en>

GEM CLUB OFFICERS

PRESIDENT: Rick Corbett, 208-890-2599

1st VP: Willa Renken, 208-362-3941
wlr_dkr@msn.com

2nd VP: Cheryl Link, 208-859-5098
clink@micron.com

SECRETARY: Dana Robinson, 208-345-3823
drobinso@boisestate.edu

TREASURER: Teresa Nebeker
208-890-4500, nebekert1@msn.com

FEDERATION DIRECTOR:
Debbie Mitchell, 208-880-7991

FIELD TRIP GUIDES: Jenni & Ron Gudapadi
208-407-1454

HISTORIAN: Jean Hoene
360-961-4241, greyhorsejean@aol.com

LIBRARIAN: Cheryl Lawson
208-995-6219, dizzyphalarope@gmail.com

SUNSHINE LADY: Deana Ashton
208-794-5628, gemdigger2014@outlook.com

GRINDINGS EDITOR: Dana Robinson
208-345-3823, drobinso@boisestate.edu

BOARD MEMBERS:

Deana Ashton, 208-794-5628
gemdigger2014@outlook.com

Brent Stewart, 208-863-9336
gene@stewartsgemshopinc.com

Jason Smith, 208-899-3899
sunshineandwine101@gmail.com

Terri Frostrom, 208-407-2405
s_tfrostrom@hotmail.com

Liz Warner, 208-631-8830
lperson55@hotmail.com

Dana Robinson, 208-345-3823
drobinso@boisestate.edu

WEBSITE: www.idahogemclub.com

EMAIL: info@idahogemclub.com

MINUTES OF THE IDAHO GEM CLUB GENERAL MEETING JUNE 20, 2023

Meeting called to order at 7:11 by Rick Corbett, and the Pledge of Allegiance was recited.

Two guests and three new members introduced themselves.

Becky drew winning door prize tickets for 5 juniors and 8 adults.

Rick asked for any corrections to the minutes as printed in the *Grindings*. Willa made a motion to accept the minutes, Terri seconded, the membership voted and the motion passed.

Secretary Report: No report.

Treasurer Report: No report. Teresa was absent.

Federation Director Report: Debbie reminded everyone that you must have stamps turned in by the next meeting. Also, get your order in if you want a NFMS Directory. They are \$20 and must be ordered.

Field Trip Report: Willa talked about the Beacon Hill field trip. Saturday was the busiest day with about 27 cars. Sunday was quieter with 17 cars. Everyone was finding good material, but the most energetic diggers took home alot. It was a fun trip. Hopefully things don't get too dry to have the October trip.

This month's field trip will be to Silver City for quartz crystals. We will meet at 8 am at Logans Market in Marsing on the corner of Hwys. 55 and 78, leaving at 8:30. We will check out the town, then go to the tailing piles for crystals. Bring lunch, water, and a screen. We have some screen boxes that will be for sale at the auction today.

Workshop Report: Liz went over the ROLE workshop program.

Brent reported on the upcoming dates. The regular workshops will be Thursday after the general meeting, 6-22 from 6-8:45 pm, and Saturday, 7-1, 10 am-2 pm. The July workshops are 7-20 from 6-8:45 pm and 7-29 from 10 am-2 pm. The next ROLE workshops will be on 7-3 and 7-17 from 6-8:45 pm.

The first Kids' Day date has changed. It will be held on July 22 from 10 am to 2 pm. The cost is \$10 for members and \$20 for nonmembers.

Old Business: The July meeting will be a Pot Luck Picnic at Kristen Armstrong Municipal Park. We meet at 6 pm with dinner at 6:30 pm. Cheryl brings drinks and Willa brings the ice cream desserts. Bring your own table service and a dish to share. We will have an auction after a short business meeting to benefit the Banquet fund. No dogs are allowed in the park.

Cheryl Link and Deana Ashton are leading the trip to Clarkia on June 30th to collect garnets. It is a seven hour trip with camping. There are eight to ten folks signed up to go. They have maps and an information packet for individual travel. Sign up with Deana. You will need a screen, shovel, buckets, camping equipment and food. They are planning on digging on July 1st and 2nd.

New Business: Ten juniors have earned their badges for Earth in Space. Four juniors who were at the meeting : Leah, Boulton, Claire and Alex Blaine were recognized. The juniors are going to be working on the Field Trip Badge program next.

Thunderegg Days is coming up in Nyssa on July 6-8. The club has a table at the show and we will need volunteers to help man it. You can sell your own items at the same time. We also need volunteers to help set up on Wednesday, July 5. The show runs from 9 am to 9 pm all three days. Of course we will also need help with tear down after closing on Saturday, July 8.

Meeting was adjourned at 7:43 pm for the auction.

Respectfully submitted, Dana Robinson, Secretary

MINUTES OF THE IDAHO GEM CLUB BOARD MEETING JUNE 28, 2023

Rick Corbett called the meeting to order at 7:07 pm.

Present: Rick Corbett, Deana Ashton, Willa Renken, Teresa Nebeker, Cheryl Link, Terri Frostrom, Liz Warner, and Dana Robinson

Absent: Brent Stewart, Jason Smith,

The meeting date was changed to accommodate the holiday.

Rick asked for any corrections to the minutes as printed in the *Grindings*. Willa made a motion to accept the minutes, which was seconded by Terri. Board members voted, motion carried.

Rick thanked everyone for coming on late notice.

Secretary Report: No report.

Treasurer Report: Teresa went over the financial statements for deposits and disbursements. The auction at the June meeting made \$566 toward the banquet.

Program Report: The program for the July and August meetings will be an auction to support the Banquet fund after the picnic. It was suggested that we have two people keeping track of auction items and have fewer items to keep the auctions shorter.

Junior's Report: Juniors are working toward their Field Trip badges. There will be a related activity at the park during the picnic.

Field Trip Report: The trip to Silver City had 13 cars with 30 adults and 7 kids. Everyone found lots of good crystals.

The next trip is to Reynolds Creek on July 22nd for petrified wood. Meet at the Phillips 66 station at Walter's Ferry at 8 am, leaving at 8:30. Take the N. Franklin Blvd. exit and go down 12th Ave. to Walter's Ferry. Sandy may be able to help.

The Hells Canyon Club trip is coming up soon.

Workshop Report: Liz reported on the regular workshops for July. They will be on the 20th from 6-8:45 pm and July 29th from 10 am-2 pm. The August workshops are the 17th, 6-8:45 pm and the 26th from 10 am-2 pm. The next ROLE workshops will be July 17th, August 17th and August 26th, all from 6-8:45 pm.

The July Kids' Day at the workshop has been moved from the 15th to the 22nd so that Brent can be there. Put stones on dop sticks for the older kids to work on the genies.

Old Business: The new rock trailer has been purchased and is at Fuzzy's house. Need to coordinate with him on getting stuff loaded from the storage unit after Thunderegg Days. Most likely the end of July.

Thunderegg Days schedule is meeting at noon on Wednesday, July 5 for set-up. Will bring Building Fund merchandise and a small cash box. We need all the volunteers we can get.

New Business: The Kids' Discovery Expo contacted Rick to see if we wanted to do a booth there. It is a one day event on Saturday, November 11 at Expo Idaho. Get more information and ask Cordell and Paul if they would be interested in helping out.

There was a question about some scrap fabric that was in storage. It is from an old application so just toss it.

It was decided to bring more water and less pop for our picnic in July.

Thirteen new member applications were reviewed. Dana made a motion to accept the new applications, Liz seconded, the board voted and the motion carried.

Meeting adjourned at 8:13 pm.

Respectfully submitted, Dana Robinson, Secretary

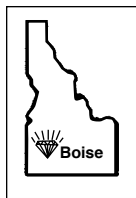


THE GRINDINGS

is the monthly newsletter of the Idaho Gem Club, Inc., associated with the Northwest Federation of Mineralogical Societies. Permission to copy is freely granted when proper credit is given to both the publication and the author. Articles without bylines are written by the Editor or President.

CHECK OUT THE CLUB WEBSITE!

www.idahogemclub.com



Idaho Gem Club, Inc.
P.O. Box 8443
Boise, Idaho 83707-2443

RETURN SERVICE REQUESTED


The purpose of the Idaho Gem Club is to promote mutual, educational and scientific interests and benefits of it's members in mineralogy, geology, gemology, the art of lapidary and kindred arts and sciences. Applications and/or renewals may be sent to the Idaho Gem Club, P.O. Box 8443, Boise, ID 83707-2443.

Dues:

\$22.00 individual
\$25.00 couple
\$28.00 family

Subscription only:

\$10 per year



GENERAL MEETING:

3rd Tuesday of every month: 7:00 p.m.

BOARD MEETING:

1st Tuesday of every month: 7:00 p.m.

ADDRESS:

Maple Grove Grange
11692 W. President Dr., Boise

