




Grindings

Idaho Gem Club, Inc.

P.O. Box 8443  Boise, Idaho 83707-2443

VOL 83 NO 3

MARCH 2022

DIRECTORY

ITEM	PAGE
President's Message	1
Calendars, Upcoming Events	2
Field Trips, Loaner Backpacks	3
Gem Show Pictures	4-5
New Members, Sunshine Lady, Workshops, Interesting Finds	6
Contests & Craft Activity	7
Aquamarine	8
Bloodstone	9
General Meeting Minutes	10
Board Meeting Minutes	11

PRESIDENT'S MESSAGE

Greetings Rockhounds!!

Thank you all for taking part in our terrific Rock and Gem Show! We had a record attendance of 5,024 through the door. Everyone seemed happy with the turnout, sales for vendors were great, and we worked well as a team covering all our activity stations! Hopefully you found an area you would like to help with for next year's show, and we will be having a Show Recap meeting in April if you would like to attend with suggestions and ideas. Thank you to every volunteer. The show was a great way to start the year!

Spring seems to be breaking through the clouds and getting us anxious for our rockhounding adventures! Our March Field Trip will be on March 26th to Bruneau Wood Pile where the roads are easy access for most cars. During our March 15, 2022, General Meeting we will show you what tools are best for rockhounding. Remember, we have loaner tool packs that you can check out on club trips. And this year, we would like to have a BBQ grill handy if you wish to bring something to cook for lunch. Bring a potluck dish to share, and let's plan on a group lunch together. This will be a great way to talk to others about their techniques, talk about how people determine areas to dig, and give newcomers a best chance of taking home something good. At the March 15 meeting, we will discuss our field trip schedule for the year. I want your input on our field trips, getting you to sites where you can find what you wish to collect. Considering the price of fuel skyrocketing, it may be wise to share a ride to some destinations. Our job is to help shape this club to fit your expectations and desires, giving you the information you need to learn and succeed as a rock, gem and mineral collector, and a lapidarist and good steward for The Gem State. The knowledge among members in so many areas of our hobby is best shared. Helpful hints can make or break someone's experience out in the field! An example of this is a great lesson I learned from former President Cathy Parsons. We were collecting petrified wood at Reynolds Creek, and everyone had found nice pieces. Cathy showed me what "float" is . . . little shards of wood on the surface. She said when you find wood floating on the surface, scratch the ground beneath it with a rake, or your pick, and you will find better wood. Dig there, and you will find even bigger better pieces of wood. Cathy shared her knowledge, and it made all the difference in the world to me! Why did I ask Cathy? Because I asked someone who really knew what they were doing! Follow a leader! If you are striking out on your own, talk to someone, ask questions! We can learn so much from others.

When it comes to lapidary arts, which means working with stone, there is no limit to what you can learn. We hope to help you achieve goals and be creative with your projects. We have classing coming for silversmithing and more! Especially at our workshops, ask as many questions as you can. We are here to help you! Liz, Rick and Brent are the best shop instructors and will help you succeed!

The Rock Swap and Tailgate Trunk Shows will resume this month from 5:00 pm to 6:45 pm just before our meetings, at the regular meeting site. Our new home at the Maple Grove Grange lets us have ample room to park and set up a table of our things we want to trade or sell. It is a great way to mingle with members and gain some cool new rocks and jewelry. It is as simple as just showing up!

We have community events we participate in, such as Nyssa Thunderegg Days, where you have a chance to help in booth and sell your goods during your shift. If you have any opportunity to spread the word about our club we would like to help you. We have new club information brochures, a facebook page, and we hope to have rock displays installed in libraries and public places this year. We seek people interested in giving presentations about rocks and gems and talking about Idaho, The Gem State. Let us know if you wish to be more involved! Tell us of your ideas for community outreach! Brent Stewart does an excellent and very informative school presentation if asked! If you want to give a presentation to the club, let's schedule it! Share what you know so we can all grow! Looking forward to an exciting year getting to know all of our new members! Welcome to all newcomers!!

We need sign-ups for the youth education program. Please get on the list for more information or contact Cheryl Link. There are great things we wish to do with children seeking more fun and knowledge!

See you on Tuesday, March 15, 2022 at 7:00 pm. Rock swap/Trunk show from 5-6:45.

Respectfully Yours, Deana Ashton, President

The deadline for issues is the Friday after each Board Meeting for the current month's edition. To submit articles, please send them through email to Dana Robinson, Editor drobinso@boisestate.edu

ACTIVITY CALENDAR

MARCH

SUN	MON	TUE	WED	THU	FRI	SAT
		1 Board Meeting 7 pm	2	3	4	5
6	7 ROLE Workshop 6-8:45 pm	8	9	10	11	12
13	14	15 General Meeting 7 pm	16	17 Workshop 6-8:45 pm	18	19
20	21	22	23	24	25	26 Field Trip Bruneau Woodpile Workshop 10 am-2 pm
27	28	29	30	31		

APRIL

SUN	MON	TUE	WED	THU	FRI	SAT
					1	2
3	4 ROLE Workshop 6-8:45 pm	5 Board Meeting 7 pm	6	7	8	9 Field Trip Graveyard Pt. Loop
10	11	12	13	14	15	16
17	18	19 General Meeting 7 pm	20	21 Workshop 6-8:45 pm	22	23
24	25	26	27	28	29	30 Workshop 10 am-2 pm

MAY

SUN	MON	TUE	WED	THU	FRI	SAT
1	2 ROLE Workshop 6-8:45 pm	3 Board Meeting 7 pm	4	5	6	7
8	9	10	11	12	13	14 Field Trip Bennett Mtn. Agate
15	16	17 General Meeting 7 pm	18	19 Workshop 6-8:45 pm	20	21
22	23	24	25	26	27	28 Workshop 10 am-2 pm
29	30	31				

JUNE

SUN	MON	TUE	WED	THU	FRI	SAT
			1	2	3	4 Field Trip Beacon Hill Nodules
5 Field Trip Beacon Hill Nodules	6 ROLE Workshop 6-8:45 pm	7 Board Meeting 7 pm	8	9	10	11
12	13	14	15	16	17	18
19	20	21 General Meeting 7 pm	22	23 Workshop 6-8:45 pm	24	25
26	27	28	29	30		



Upcoming Events

Magic Valley Gem & Mineral Show, March 12-13, 2022, Twin Falls County Fairgrounds, 215 Fair Ave., Filer, ID
SE Idaho Gem & Mineral Society Show, March 26-27, 2022, No. Bannock County Fairgrounds, 10588 Fairground Dr., Pocatello, ID

Idaho Falls Gem & Mineral Society Show, April 9-10, 2022, Idaho Falls Recreation Center, 526 Memorial Dr., Idaho Falls, ID

IDAHO GEM CLUB MEMBER FIELD TRIPS

Saturday, Mar 26	Bruneau Woodpile, Petrified Wood
Saturday, Apr 9	Graveyard Point Loop, 6 stop tour
Saturday, May 14	Bennett Mountain, Agate -- with Tony Funk & Magic Valley Club
Sat-Sun, Jun 4-5	Beacon Hill Club Claim, Geodes

MARCH FIELD TRIP

Saturday, March 26, 2021, will be the first field trip this year. It is a bit later in the month than usual due to the dicey weather in March. We will be going to the Bruneau Woodpile, south of Mountain Home.

We will meet at the Chevron/Burger King in Mountain Home. Take the first exit, No. 90 going to Mountain Home/Bruneau. Meet the group in the side lot at 8 am, leaving at 8:30 am. Bring shovel, a pick and a garden claw rake, plenty of water, and something to share at a lunch barbecue.



FIELD TRIP SUPPLIES

Rock Hammer	Water
Chisel, Pick, Pry Bar	Sunscreen and a Hat
Shovels	Knee Pads
Garden Claw Rake	Safety Glasses
Buckets or Sacks	Gloves
Screening Box	First Aid Kit
Map or GPS	

Good boots or hiking shoes are recommended
Rain Coat (dress in layers for cooler mornings)
Lunch/Dinner/Snack Foods/Camping supplies

If you have questions, please ask any board member and they can help you find the answer.

LOANER BACKPACKS

The Idaho Gem Club has put together a half dozen "Loaner Tool Backpacks." These backpacks will have a combination of rockhounding tools that beginner rockhounds can check out from the IGC President or Field Trip Guide for two weeks at a time. This opportunity will give the beginners the chance to see what type of tools will work best for them without spending a lot of money to start their interest in our hobby. It will be the club member's personal responsibility to return all the tools checked out to them in the same condition as originally given to them. A sample of the types of tools that will be in the different backpacks is shown below. We are excited to kick off this new program. If you have tools, picks to donate, call Cheryl Link! 208-859-5098.

Best regards, Cheryl Link



2022 GEM CLUB SHOW
February 26-27, 2022

Show Setup



Photos by Deana Ashton

Demonstrators



Photos by Brenen Helgerson



Great Crowds



Photo by Brenen Helgerson



Photo by Deana Ashton



Photo by Deana Ashton



Photo by Deana Ashton

Wonderful Displays



Photo by Deana Ashton



Photos by Brenen Helgerson



WELCOME NEW MEMBERS

Joe Hopper & Rena Herman	Ethan Helmer
Jill & Ken Stewart	DeAnna Root
Ben & Courtney Moore	Will & Denise Eason
Steve Rinehart & Sharon Lidz	John Wons
Mike & Michalyn Sturgeon	Jon & Anne Sorenson
James Breeson & Lucy Shih	Anna Howard
Kevin Griffin & Linda Johnson	Emily McCoy & Claire Opperman
Marc Brousseau & Marlia Harnden	Don & Debra Haewer

WELCOME NEW JUNIORS

Caden Helmer	Carter Helmer
Hunter Helmer	Heidi Helmer
Makayla Saupan	Knoxton Saupan
Sierra Breeson	Cedar Breeson

New Members:

Our website at idahogemclub.com has all of the information regarding our club operations. We also have a facebook page for interacting and socializing. Please contact any Officer or Board Member with questions or suggestions! Welcome to your Gem Club!

SUNSHINE LADY REPORT

By Deana Ashton

IGC Sunshine Lady sends cheer, get well wishes, sympathy and anniversary expressions for our club. Please text or call Deana at 208-794-5628

INTERESTING FINDS

A huge opal that originally came from Australia has been sold at auction. Read about it at:

www.msn.com/en-us/news/world/huge-opal-sells-for-nearly-144-000-at-alaska-auction/ar-AAU68vW?ocid=msedgntp

WORKSHOPS

See the calendar for upcoming workshop dates! Come cut your rocks and learn cabochon making! Brent Stewart, Rick Corbett, Liz Warner keeps the club lapidary workshop operating year round.

Third Thursday of each month from 6:00 pm-8:45 pm
Saturday the week after general meeting -- 10:00 am-2:00 pm

WORKSHOP LOCATION

2620 W. Idaho St., Boise, ID
Next door to Stewart's Gem Shop
\$5 Fee for each visit (kids free)



THE GRINDINGS

is the monthly newsletter of the Idaho Gem Club, Inc., associated with the Northwest Federation of Mineralogical Societies. Permission to copy is freely granted when proper credit is given to both the publication and the author. Articles without bylines are written by the Editor or President.

CHECK OUT THE CLUB WEBSITE!
www.idahogemclub.com

Coming Soon:

**ROCK TUMBLING/
POLISHING CONTEST
GRAB BAG SEWING CONTEST**

In 2022, we will be having a Rock Tumbling Contest! We need to replenish our inventory of polished rocks for filling our grab bags.

We will also be having a sewing contest. The project is to sew as many grab bags as you can during the year!

Our 2022 Gem Show sold out the last of our grab bags of polished rocks provided by Jim and Belle Witt in 2017.

We will have a program on rock tumbling and polishing at our April meeting. Jim knows all the types of tumblers and grits and procedures to get a dazzling finish on stones. We will have handouts on this topic as well.

We will have patterns available for bags and we seek a uniform size for all that are made. It might be a good idea if you have any extra fabric around the house, bring it to next month's meeting to give to a person willing to join the contest!

If you have rocks that are ready to tumble, you may bring and donate directly to someone ready to tumble!

Idaho Gem Club also pays \$125.00 for a 5-gallon bucket of polished rocks for grab bags. They should be well finished, without a lot of crevices filled with white residual polish. If you know how to tumble, please help us by saving your finished rocks for the club's use at the Gem Show.

We use pieces smaller than a thumbnail for our sand/treasure dig and need as many as possible! Contact Deana Ashton with any questions! 208-794-5628

CRAFT ACTIVITY FOR CLUB

We need to establish a supply of items that can be used for Wheel of Fortune Prizes during our next Gem Show.

I want to teach fluorescence to the young members who want to earn their

Merit Badge for that topic. I also wish to engage youth in doing a project that benefits the Annual Gem Show. So, painting rocks in fluorescent paint would be a perfect project! We can talk about the fluorescent things they need to learn while we paint mandala patterns



Painted rocks that glow in the dark!



onto small flat rocks! These rocks can then be used as Wheel of Fortune prizes next year!



Did you know? You can help all year long in your spare time doing crafty things like making necklaces for the gem show prizes! We can have a group event doing jewelry just for the show using broken pieces of jewelry and combining our collections of single earrings, or necklaces we can take apart and remake as bracelets.

AQUAMARINE

What is Aquamarine?

Aquamarine is the name used for gem-quality specimens of the mineral beryl within a color range of greenish blue to blue. The name is used regardless of a stone's tone or saturation. Most aquamarine has a very light color, which can be almost unnoticeable in very small stones. Stones with a rich blue color are the most popular. They are also the rarest and most valuable.

The name aquamarine is derived from a combination of two Latin words: *aqua*, meaning water, and *marina*, meaning the sea, so it is named for the color of the sea.

Many people know it because it serves as the birthstone for the month of March. Aquamarine rings, earrings, and pendants are popular birthstone gifts.

Aquamarine is best known as a highly transparent blue stone. Unlike emerald, the deep green variety of beryl, high-clarity, fracture-free aquamarine is abundant and more affordable. High-clarity, fracture-free stones are also more attractive. Aquamarine also occurs as a translucent stone that is often cut into beads and sometimes cut as cabochons. Necklaces strung with beads of pastel blue aquamarine and pastel pink morganite (both color-varieties of the mineral beryl) make a beautiful combination.



Aquamarine Gemology

Aquamarine has a Mohs hardness of 7.5 to 8, making it one of the harder gemstones. Diamond, ruby, sapphire, topaz, and chrysoberyl are the only popular gemstones that are significantly harder. However, aquamarine's tenacity is rated as brittle – which means that the gem can be easily chipped upon impact. A mounting that guards the stone from impact is an important precaution.

The price of aquamarine is mainly determined by weight and the strength of its color. Gems with a faint blue color are abundant and inexpensive. Gems with a rich blue color are much more expensive because rich color in aquamarine is very rare. A small aquamarine with a rich blue color will cost a lot more than identical-size stones with a faint blue color. It is available in a wide range of sizes. As the size of the gem increases, the strength of its apparent color will also increase. It can be difficult to find a small gem with a rich blue color, but as the size of the stone increases, the opportunity to find strong color also increases.



Geological Occurrence

Most gem-quality aquamarine crystals form in cavities below the Earth's surface during the late stages of a magma body's crystallization. The cavities provide open space for crystals to grow. The slow underground cooling rate provides the time needed for the development of large crystals. And, the late-stage timing provides the fluids and a supply of the beryllium needed to form beryl, a beryllium mineral. Aquamarine is usually found in granite pegmatites. Another source is from veins in metamorphic rocks that were mineralized by hydrothermal activity.

If rocks containing aquamarine are exposed by weathering and erosion, the exceptional hardness of aquamarine will cause it to persist in overlying soils and stream sediments. Much aquamarine has been produced from stream sediments. When it is found in streams, it suggests that a primary deposit is located upstream.

Sources of Aquamarine

Brazil has been the world's leading source of gem-quality aquamarine for over 100 years. It is found there in both pegmatites and alluvial deposits. Afghanistan, Kenya, Madagascar, Malawi, Mozambique, Nigeria, Pakistan, Russia, Tanzania, and Zambia are all sources of aquamarine. India and Sri Lanka have long histories of aquamarine production from alluvial deposits.

Aquamarine has been found at many locations in the United States. To date, almost all of the production has been from small-scale mining, often where multiple minerals are being produced.

Synthetic Aquamarine

Synthetic aquamarine (lab-grown aquamarine) has been produced by hydrothermal growth methods in Russia since at least the 1980s and since the early 2000s in the Czech Republic.

Some synthetic aquamarine receives its color from iron, like natural aquamarine. However, richly colored synthetic aquamarine has been produced using cobalt, copper, and nickel as sources of color. They are not found as sources of color in natural aquamarine.

Much synthetic aquamarine can be separated from natural aquamarine by microscopic examination. However, the growth zoning structures used to identify synthetic aquamarine are more difficult to recognize, especially in light-colored material. Characteristic mineral inclusions and multiphase inclusions can be used to identify natural aquamarine.

It is unusual to see jewelry items disclosed as synthetic aquamarine, lab-grown aquamarine, or other man-made descriptors. These materials may be uncommon in the marketplace or are simply sold without disclosure.



HELIOTROPE, AKA BLOODSTONE

Bloodstone is an ancient gemstone, and was historically regarded for its metaphysical aspects. Even today, many people find many metaphysical significance towards this gemstone because of its unique appearance and name. Although the modern-day birthstone for March is Aquamarine, Bloodstone is regarded as the traditional birthstone for March.

The red or brown spots in Bloodstone are formed by iron oxide impurities, especially Hematite. The solid green color is caused by dense inclusions of Chlorite or amphibole minerals inside the Chalcedony. The base color of Bloodstone may be solid green, but it often has an uneven color distribution, with lighter and darker green zones, or even bluish-gray or dark yellow streaks and spots.



Physical Properties

The mineral aggregate heliotrope, also known as bloodstone, is a cryptocrystalline mixture of quartz that occurs mostly as jasper (opaque) or sometimes as chalcedony (translucent). It has a conchoidal fracture and a hardness of approximately 6.5 on the Mohs hardness scale.

Tiny inclusions of chlorite, amphibole, and pyroxene are thought to contribute to the green base colors of bloodstone. The splashes of red are concentrations of iron oxide minerals — most likely hematite.

The most highly regarded bloodstone has a solid base color of deep forest green. On top of that is a light splatter of sharply contrasting and clearly visible blood-red dots. These are arranged in a spray or a random pattern as if they were blood splatter.

Specimens with this preferred color scheme and pattern are rare. Some people relate this color pattern to the “Blood of Christ” and give it a religious significance. That is where

the name “bloodstone” and some of the gem’s popularity are derived.

Legends and Superstitions

Heliotrope was called “stone of Babylon” and was said to have several magical properties, which were attributed to it from Late Antiquity. Pliny the Elder (1st century) mentioned first that the magicians used it as a stone of invisibility. A Christian tradition states that the red spots come from blood falling upon the stone during the crucifixion of Jesus, as he was stabbed in the side by a Roman soldier.

Its use for healing, and its connection to blood and detoxification of the organs, dates back five thousand years to Mesopotamia. Ancient Roman soldiers believed that the stone had the ability to slow bleeding and wore it for this reason. In many cultures, Heliotrope was dipped in cold water and placed on the body to aid circulation and transfer the power of the sun to prevent injury or disease, stop the flow of blood, or cure any wound. Its coagulant effect was renowned, which may have a scientific basis in the fact


that iron oxide, contained in the stone, is an effective astringent. For this reason, ancient warriors often carried Heliotrope as an amulet of protection and courage, as well as its practical applications.

Ground, powdered, and mixed with honey, it was used to cure tumors, draw out snake venom and staunch hemorrhages. It was said to clear putrefaction of abscesses in a day, and simply looking at the Blood Stone was believed to prevent eye diseases. Bloodstone is also helpful in healing blood related cancers such as leukemia.

Fancy Jasper

It is unusual to find green chalcedony with markings that are only red in color. Usually there are dots, bands, or streaks of white, yellow, orange, and brown. If these other colors are less abundant than the red markings, the material is still called bloodstone by many people.

When colors other than red dominate, either alone or as a group, the material is usually called “fancy jasper.” The name “jasper” is used because opaque chalcedony is, by definition, a jasper. Bloodstone is not called “jasper” because the name “bloodstone” is more specific.



Bloodstone Localities

Most bloodstone used today is mined and cut in India. Other sources of bloodstone include Australia, Brazil, Italy, Nova Scotia and Madagascar. In the United States, small deposits of bloodstone have been found in California, Nevada, Oregon, and Washington. There are also occurrences of bloodstone on the Isle of Rum, in Scotland.

Bloodstone forms at shallow depths and low temperatures by precipitation from silica-rich groundwaters in fractures and cavities.

Uses

Bloodstone is most often cut into cabochons and beads, where it is used in bracelets and necklaces, and sometimes rings. It is only occasionally cut into other gemstone facets. Bloodstone has been traditionally used as a seal stone, and is sometimes carved into small carvings and figures.



GEM CLUB OFFICERS

PRESIDENT: Deana Ashton, 208-794-5628
gemdigger2014@outlook.com

1st VP: Willa Renken, 208-362-3941
wlr_dkr@msn.com

2nd VP: Cheryl Link, 208-859-5098
clink@micron.com

SECRETARY: Dana Robinson, 208-345-3823
drobinso@boisestate.edu

TREASURER: Teresa Nebeker
208-890-4500, nebekert1@msn.com

FEDERATION DIRECTOR: Randy Harrison,
208-342-2320
haveharleywilltravel4u@gmail.com

FIELD TRIP GUIDES: Robert Garner and
Desiree Bradley, 661-998-7333,
cat_eyes86@msn.com

HISTORIAN: Cheryl Peterson
208-887-5363, cpete4421@gmail.com

LIBRARIAN: Cheryl Lawson
208-995-6219, dizzyphalarope@gmail.com

SUNSHINE LADY: Deana Ashton
208-794-5628, gemdigger2014@outlook.com

GRINDINGS EDITOR: Dana Robinson
208-345-3823, drobinso@boisestate.edu

BOARD MEMBERS:

Brent Stewart, 208-863-9336
gene@stewartsgemshopinc.com

Ed Moser, 208-340-8060
ed.moser15@gmail.com

Rick Corbett, 208-890-2599

Jason Smith, 208-899-3899
sunshineandwine101@gmail.com

Terri Frostrom, 208-407-2405
s_frostrom@hotmail.com

Dana Robinson, 208-345-3823
drobinso@boisestate.edu

WEBSITE: www.idahogemclub.com

EMAIL: info@idahogemclub.com

MINUTES OF THE IDAHO GEM CLUB GENERAL MEETING FEBRUARY 15, 2022

Meeting called to order at 7:10 by Deana Ashton. The Pledge of Allegiance was recited and 5 guests were welcomed.

Rick drew winning tickets for door prizes for 8 juniors and 6 adults.

There were no changes to the minutes as printed in the *Grindings*. Willa made a motion to accept the minutes, Leon Doer seconded, the membership voted and the motion carried.

FRA (Future Rockhounds of America) Report: Cheryl Link pointed out that there are Badges to be earned for show participation. She went over the badge program for Fluorescents and Showmanship. You can read the section on the AFMS website.

Secretary Report: There is a new Rock & Gem magazine in the Library to check out.

Treasurer Report: There is a copy of the financial statements on the back table for anyone who wants to look it over. Teresa went over the balances for the month. She also reported that we have 207 adults and 32 juniors for the NFMS membership dues.

Library Report: The Librarian, Cheryl Lawson, will be reorganizing the library and it will be available next month.

Program: Brent Stewart reviewed case set-up for the show. He discussed risers, labels, lighting, and case overload. Members were also reminded that they will need a lock to keep the case closed and safe. Also, be sure to clean both sides of the glass before closing the case. Let Cheryl Link know if you would like a name tag stand in your case.

Old Business:

Show Report: Willa and Brent went over the set-up and tear-down. Remember that we will be loading the trucks on Thursday, February 24, at Lock Away Storage, noon-1 pm start time. Be sure to bring GLOVES as the tables have splinters. Brent Stewart is the show chairperson for any questions.

On Friday, the 25th, we will meet at the Expo building at 8 am for set-up. We need all hands on deck as this will be a huge year for the show. We hope to be set-up by 11 am-Noon so we can let the vendors in for their set-up.

The black light room closes at 4 pm on Sunday to start breaking down the tent. The show closes at 5 pm and tear down begins. We must let the vendors load up as well. It takes about one to one and a half hours to reload the trailers and get things back into storage. Move your car from the back fenced lot before going to storage. They lock the gate. You will need a parking pass for the back lot.

We will have security at the show, but report anything you see that seems amiss. We need someone to learn about the black light tent set-up and tear-down. We also need sand dig material donated if you have any small stones.

New Business:

No new business.

Meeting adjourned at 8:10 pm

Respectfully submitted, Dana Robinson, Secretary

MINUTES OF THE IDAHO GEM CLUB BOARD MEETING MARCH 1, 2022

Deana Ashton called the meeting to order at 7:05 pm.

Present: Deana Ashton, Rick Corbett, Teresa Nebeker, Terri Frostrom, Willa Renken, Jason Smith, and Dana Robinson

Absent: Ed Moser, Cheryl Link, Brent Stewart, Randy Harrison

Guests: Sandy Blodgett, Liz Warner

Deana asked for any corrections to the minutes as printed in the *Grindings*. Willa made a motion to accept the minutes, which was seconded by Jason. Board members voted, motion carried.

There was a question about a payment to Gene Stewart for a Raytek Grinder. It was determined that it was not the same unit we already paid Jim Witt for. We will sell Jim's unit to a club member.

Secretary Report: No report.

Treasurer Report by Teresa Nebeker: Teresa went over the monthly financial statements, as well as the show totals. There are still some expenses yet to come in so totals will change a bit.

Workshop Report: Liz Warner will open the ROLE workshop for March on the 7th from 6-8:45 pm. The two workshops for March will be Thursday, March 17th from 6-8:45 pm, and Saturday, March 26th from 10 am-w pm. Rick will help as well.

Youth Group: No report.

Library Report: The Grange is requesting that we replace the stationary wheels on the library cart with swivel wheels so that the cart is more mobile and easier to move.

Field Trip Report: After much discussion, it was decided to have the March field trip on the 4th Saturday and go to the Bruneau Woodpile. The April field trip will be the 6 stop tour starting at Graveyard Point. Sandy will lead that trip. Trips have been planned for the next six months with several options for other trips as well.

Old Business: No old business.

New Business: Liz Warner has offered to update the Show Information folders. Deana has given her the current folders and she will contact Cheryl Link for the files.

There was concern about the new black lights being left unattended after the show. The new lights will be stored at the Grange and the lights for check-out will be left at Stewart's. Sell the old lights as planned.

We need to have a show meeting to plan the next one.

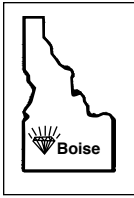
Sixteen new member applications were reviewed. Willa made a motion to accept the new members, Jason seconded, the board voted and the motion carried.

Meeting was adjourned at 8:30 pm.

Respectfully submitted, Dana Robinson
Secretary



Photos by Brenen Helgerson




Idaho Gem Club, Inc.
 P.O. Box 8443
 Boise, Idaho 83707-2443

RETURN SERVICE REQUESTED

The purpose of the Idaho Gem Club is to promote mutual, educational and scientific interests and benefits of it's members in mineralogy, geology, gemology, the art of lapidary and kindred arts and sciences. Applications and/or renewals may be sent to the Idaho Gem Club, P.O. Box 8443, Boise, ID 83707-2443.

Dues:
 \$22.00 individual
 \$25.00 couple
 \$28.00 family

Subscription only:
 \$10 per year



GENERAL MEETING:
 3rd Tuesday of every month: 7:00 p.m.

BOARD MEETING:
 1st Tuesday of every month: 7:00 p.m.

ADDRESS:
 Maple Grove Grange
 11692 W. President Dr., Boise

