




# Grindings

**Idaho Gem Club, Inc.**

P.O. Box 8443  Boise, Idaho 83707-2443

**VOL 82 NO 6**

**JUNE 2021**

## DIRECTORY

ITEM	PAGE
President's Message	1
Calendars	2
Field Trip Report and Field Trip List	3
Workshops, New Drill Press	4
New Members, Sunshine Lady	5
Juniors Program	6-7
Emeralds	8-9
General Meeting Minutes	10
Board Meeting Minutes	11

## PRESIDENT'S MESSAGE

Summertime is here!!! Hope you all are having fun and finding new collection sites and discoveries! Stay hydrated with lots of water and remember the bug spray for ticks, chiggers and mosquitos. Rockhounding is active and so are the critters that reside in the dry climates, like snakes and scorpions. Wear good gloves when turning over rocks and stay alert for snakes. In the event of a snakebite, don't rely on a snakebite kit, just pack up and head to the nearest hospital for care. Just in case of emergency in the Owyhees, your nearest hospital would be the Holy Rosary Medical Center in Ontario or Mercy Medical Center in Nampa. Please keep yourself, your dogs and children well hydrated during the summer, also! If you get dizzy or feel "off" tell someone!!

Our club field trip to Hampton Butte and Glass Buttes near Burns, OR, was a fabulous trip! We are happy to say that we have solid camp locations nailed down for future trips. First, Hampton Butte was led by Cathy Parsons and Cheryl Link, who dialed everyone in for finding awesome specimens! We had a great turnout of 22 people each day over Memorial Day. On Sunday morning, we met the world famous Flint Knapper Emory Coons out next to the Knap Inn Camp. He demonstrated how to take a chunk of Obsidian and create a large primitive point, and explained the process of each whack he knocked off with his copper bopper. Everyone was amazed at his skill level and extensive knowledge of obsidian material. We all learned history and took interest in his trade. Emory then graciously allowed us to wander the Glass Buttes and find incredible varieties of obsidian. If any of you head to Glass Buttes this summer, please, do yourself a favor and let Emory help you navigate public areas and stay off private claims. He also has a lot of rock, slabs and cabs for sale. Thank you, Emory, for being the highlight of our group trip! You can find Emory on Facebook or in several You Tube videos. Emory will be selling at the Prineville Rockhound Pow Wow coming up on June 16-20. ION Mining COOP will also be vendors at this show! Field trips are set for thunderegg locations!

Our Field Trip for Sunday, June 20th, to Rome, OR, needs a leader. We have maps and can make it an easy task, but we can't do this trip without someone stepping up! Please, save the season and sign up to lead a one-time trip to collect snakeskin agates. If I don't get anyone to help lead this trip, I will have to cancel it. I just cannot continue leading trips and stretching out our board members who are standing in! The same goes for the July Succor Creek Thunderegg field trip. Please, don't let the club down, volunteer to guide us down to find some material at Rome and Succor Creek. Be our hero!!

The JUNE 15 MEETING IS NOT AT THE CHURCH!! GO TO ANN MORRISON PARK, enter at the 9th Street and Royal Blvd. entrance and turn right at the Park Office to the Old Timers Shelter.

### THE MIKE JONES & LAURA LINDSAY MEMORIAL CELEBRATION PICNIC

Dinner served 6:30 pm!!

June 15, 6:00 pm

Ann Morrison Old Timers Shelter

Mr. & Mrs. David and Connie Jones, Mike's parents, have graciously offered to provide a meal for members on this date in thanks for helping them cope with the loss of Laura and Mike in a January house fire. They have worked continuously to condense the incredible amount of rocks that Mike and Laura loved to collect. For months, I have worked with them sorting and gathering items. This has brought a lot of humor, compassion and healing. I have salvaged some items for 2 memorial cases for the gem shows, to be installed in their honor annually. And I saved the little wagons they pulled through the shows to carry the heavy loads they bought at silent auctions and from vendors.

Please bring some memories, photos or stories of our treasured times with Mike and Laura. Dinner will be followed by a benefit auction of their jewelry, crafts, rock and slab collection.

*Respectfully yours,*

*Deana Ashton, President*

The deadline for issues is the Friday after each Board Meeting for the current month's edition. To submit articles, please send them through email to Dana Robinson, Editor drobinso@boisestate.edu

## ACTIVITY CALENDAR

## JUNE

SUN	MON	TUE	WED	THU	FRI	SAT
		1 Board Meeting 7 pm	2	3	4	5 Field Trip Beacon Hill Geodes
6 Field Trip Beacon Hill Geodes	7 ROLE Workshop 6-8:45 pm	8	9	10	11	12
13	14	15 Jones-Lindsay Memorial Picnic, 6pm Ann Morrison	16	17 Workshop 6-8:45 pm	18 AFMS Annual Mtg. Big Piney, WY June 18 to 20	19 OGMS Field Trip, Plume Agate KID'S DAY 10 am-2 pm
20 Field Trip Rome, OR, Snakeskin Agate	21	22	23	24	25	26 Workshop 10 am-2 pm
27	28	29	30			

## SEPTEMBER

SUN	MON	TUE	WED	THU	FRI	SAT
			1	2	3	4
5	6 ROLE Workshop 6-8:45 pm	7 Board Meeting 7 pm	8	9	10	11
12	13	14	15	16	17	18
19	20	21 General Meeting 7 pm	22	23 Workshop 6-8:45 pm	24	25 OGMS Field Trip, Blue Egg Claim, Blue Opal Thundereggs
26 Field Trip	27	28	29	30		

## JULY

SUN	MON	TUE	WED	THU	FRI	SAT
				1 Field Trip 7/1-5 Challis/Mackay	2	3
4 Independence Day	5 ROLE Workshop 6-8:45 pm	6 Board Meeting 7 pm	7	8	9	10
11	12	13	14	15	16	17
18	19	20 Picnic Meeting Municipal Park 6 pm	21	22 Workshop 6-8:45 pm	23	24 OGMS Field Trip, Coal Mine Basin, P. Wood
25 Field Trip Succor Creek, Thundereggs	26	27	28	29	30	31 Workshop 10 am-2 pm

## OCTOBER

SUN	MON	TUE	WED	THU	FRI	SAT
					1	2 Workshop 10 am-2 pm
3	4 ROLE Workshop 6-8:45 pm	5 Board Meeting 7 pm	6	7	8	9
10	11	12	13	14	15	16
17	18	19 General Meeting 7 pm	20	21 Workshop 6-8:45 pm	22	23 OGMS Field Trip, Graveyard Pt. Plume Agate
24 31 Halloween	25	26	27	28	29	30

## AUGUST

SUN	MON	TUE	WED	THU	FRI	SAT
1	2 ROLE Workshop 6-8:45 pm	3 Board Meeting 7 pm	4	5	6	7
8	9	10	11	12	13	14
15	16	17 Picnic Meeting Municipal Park 6 pm	18	19 Workshop 6-8:45 pm	20	21 OGMS Field Trip, Wagontown, Bog Wood
22 Field Trip South Mtn.	23	24	25	26	27	28 Workshop 10 am-2 pm
29	30	31				

## NOVEMBER

SUN	MON	TUE	WED	THU	FRI	SAT
	1 ROLE Workshop 6-8:45 pm	2 Board Meeting 7 pm	3	4	5	6
7	8	9	10	11	12	13
14	15	16 General Meeting 7 pm	17	18 Workshop 6-8:45 pm	19	20
21	22	23	24	25	26	27 Workshop 10 am-2 pm
28	29	30		Thanksgiving		

## MAY FIELD TRIP REPORT

### MAY Field Trip to Hampton Butte and Glass Buttes by Cheryl Link and Deana Ashton

**HAMPTON BUTTE FIELD TRIP:** The club members met at the McDonalds in Burns, OR, Friday morning at 9:30 am with us leaving at 10:00 am. We traveled along Highway 20 until we arrived at the turn off to Van Lake Road on the right hand side of the road just past mile marker 53. After making our way to the collecting area, you could start to see rockhounds on both sides of the road. It was amazing just how many people were scattered all over the public area amongst the juniper trees. We had 7 trucks on Friday with 11 people spread out trying to find an area that had not already been dug. We had several others who drove out late Friday night and met the group Saturday morning. On Saturday morning we met at the McDonalds in Burns for those who could not come on Friday, with us leaving Burns at 10 am, picking up another three trucks with seven more people. We had 23+ people Saturday digging for the variety of things to be found. I think everyone found a nice piece of either green petrified wood, clear to whiteish agate replacement wood or the yellow to redish jasper.

Congrats to Robert M. who found the granddaddy of the green wood and Sara for finding a very nice agateized limb round. Jonathan and family found three very nice specimens of the green petrified wood.

I would like to thank Cathy Parsons for sharing her expertise on where and how to dig for the material, giving us all a great experience. I think I might like to give this another try this summer.

*Respectfully submitted, Cheryl Link*



**GLASS BUTTES FIELD TRIP:** On Sunday, May 30, our group met Emory Coons next to the Knap Inn Camp. Emory is a world renowned flint knapper who has created primitive tools from volcanic glass since he was a child. I asked him to make something from a chunk of obsidian that belonged to Clarence Trebilcock, and he obliged. We all stood in amazement at the speed and accuracy Emory used to skillfully form a 5 inch perfect obsidian point. Emory explained his process as he bopped and tined and knocked off flakes and sheets of glass precisely with each move. He entertained us with stories about his experiences knapping and mining. We had a history lesson on tribal influence and culture through the stone age and how to identify genuine artifacts. Once done with this beautiful treasure he crafted, he gave us maps and instructions on finding varieties of obsidian in the Buttes. He even joined us in the hills as we gathered incredible material. And as we left Monday, most of us stopped at his home/shop to buy some of his fire obsidian and watch him knock revealing windows in this hot material! Our thanks to Emory for his time, wisdom and entertainment as he shared his incredible talent with us. It was the supreme highlight of the week! Emory Coons can be reached via Facebook or by calling his lapidary shop at 541-589-2450

*Respectfully submitted, Deana Ashton*





BEACON HILL FIELD TRIP: There were approximately 65 people at the most recent trip to Beacon Hill on Saturday, June 5th. Sunday was lighter attendance. A good time was had by all.



**IDAHO GEM CLUB  
MEMBER FIELD TRIPS**

Idaho Gem Club Field Trip day is the 3rd Sunday of each month and Owyhee Gem & Mineral Society Field Trip day is the 3rd Saturday of each month.

**\*\*\*LEADER NEEDED TO GUIDE GROUP TO ROME, OR, FOR SNAKESKIN AGATE ON SUNDAY JULY 20!!**

Please step up and make this trip happen for the club! If a guide doesn't step up, we will scratch this trip from the schedule. We have maps and info to assist a guide. Please help out!

**IGC -- \*\*\* OPEN \*\*\***

**Please call Deana Ashton at 208-794-5628 if you'd like to help lead field trips for us!**



## 2021 FIELD TRIP SCHEDULE

Saturday June 19 OGMS Pink Plume Claim  
 Sunday June 20 IGC Rome, OR, Snakeskin Agate  
 NEED A LEADER FOR THIS TRIP PLEASE!  
 \*\*\*TENTATIVE TRIP WITHOUT SOME HELP\*\*\*

### 4th Of July, Morgan Creek and Challis Area Weekend Campout

Thursday July 1 Travel to Challis, ID, set up camp with group.  
*Details to follow once you confirm attendance. We will camp on private property and have a base camp so we are safe and together.*  
 July 2, 3, and 4 we will depart camp daily for sites to include fluorite, fortification agate, petrified wood, agates, jaspers and a special trip to collect exclusive specimens of petrified wood from private collector.

Saturday July 24 OGMS Coal Mine Basin Petrified Wood/Agate  
 Sunday July 25 IGC Succor Creek Thunderegg areas  
 Saturday August 21 OGMS Wagontown Bog Wood  
 Sunday August 22 IGC South Mountain (details to come)  
**Saturday Sept 4-6 OGMS/IGC Texas Springs Campout-Jackpot**  
 Saturday Sept 18 OGMS Blue Egg Claim

August - Topaz Mountain trip and Fossil sites in Utah being planned  
 September - Tentative Sunstone Claim trip, overnight for 3 nights

## FIELD TRIP SUPPLIES

Rock Hammer	Water
Chisel, Pick, Pry Bar	Sunscreen and a Hat
Shovels	Knee Pads
Buckets or Sacks for Collecting	Gloves
Screening Box	Safety Glasses
Map or GPS	First Aid Kit

Good boots or hiking shoes are recommended  
 Rain Coat (dress in layers for cooler mornings)  
 Lunch/Dinner/Snack Foods/Camping supplies

If you have questions, please ask any board member and they can help you find the answer.

## LOANER BACKPACKS

The Idaho Gem Club is in the process of putting together a half dozen “Loaner Backpacks.” These backpacks will have a combination of rockhounding tools that beginner rockhounds can check out from the club president for two weeks at a time. This opportunity will give the beginners the chance to see what type of tools will work best for them without spending a lot of money to start their interest in our hobby. It will be the club member’s personal responsibility to return all the tools checked out to them in the same condition as originally given to them. A sample of the types of tools that will be in the different backpacks is shown below. We are excited to kick off this new program and we will give an update to the general membership as well as to the board of directors on how successful this test program worked during the summer and fall.

*Best regards, Cheryl Link*



## WORKSHOPS

IGC Lapidary Workshops are your best benefit of membership. We provide and teach you to use quality equipment to create rock projects and jewelry. Come see what you can create!

Third Thursday of each month from 6:00 pm-8:45 pm  
Saturday the week after general meeting -- 10:00 am-2:00 pm

### WORKSHOP LOCATION

2620 W. Idaho St., Boise, ID  
Next door to Stewart's Gem Shop

\$5 Fee for each visit (kids free)



## WELCOME NEW MEMBERS

Hans & Mindy Madsen	Marshal Struble
Joe & Emily Meredith	Rosemary Maxwell
Shawn Trussell & Misty Moody	

## WELCOME NEW JUNIORS

Luna Meredith	Dallan Madsen
Dane Madsen	Brooklyn Madsen

## SUNSHINE LADY REPORT

By Deana Ashton

### Memorial Picnic for Mike Jones and Laura Lindsay

Tuesday June 15, 6:00 pm -- Old Timers Shelter  
9th St./Royal Blvd. Entrance to Ann Morrison Park  
Benefit Rock Auction follows a dinner provided by  
the Jones family for our club members and friends of  
Mike and Laura.



### Celebration of Life Service for Pat McConnel

June 17 at 2:00 pm  
Wild Rose State Park, Emmett, Idaho

IGC Sunshine Lady sends cheer, get well wishes, sympathy and anniversary expressions for our club. Please text or call 208-794-5628, or email [gemdigger2014@outlook.com](mailto:gemdigger2014@outlook.com) and I will follow through reminding our members we care.

## CLUB POSITIONS OPEN:

Secretary Position is open. Also desperately seeking a person(s) for Field Trip Chairman/Field Trip Guide

Contact Deana Ashton at 208-794-5628 to inquire about openings please!



## EMERALDS

by Hobart M. King, PhD, GIA Graduate Gemologist

### What Are Emeralds?

Emeralds are gem-quality specimens of the beryl mineral family with a rich, distinctly green color. They are found in igneous, metamorphic, and sedimentary rocks in a small number of locations worldwide. Emeralds are the birthstone for May.

For over 5000 years, emeralds have been one of the most desirable and valuable colored stones. Ancient civilizations in Africa, Asia, and South America independently discovered emeralds and made them a gemstone of highest esteem. In the United States and many other countries, emerald serves as the birthstone for people who were born in the month of May.

Today emerald, together with ruby and sapphire, form the “big three” of colored stones. The “big three” generate more economic activity than all other colored stones combined. In 2015 the value of emeralds imported into the United States exceeded the value of all colored stones outside of the “big three” combined.

### Physical Properties of Emerald

A distinctly green color that ranges between bluish green and slightly yellowish green. Stones with a light tone or a low saturation should be called “green beryl” instead of emerald.

Almost every natural emerald has eye-visible characteristics that can be inclusions, surface-reaching fractures, or healed fractures. Treatments to fill the fractures with oils, waxes, polymers, flux and other materials to reduce their visibility has been common practice for hundreds of years.



Emerald’s green color is caused by trace amounts of chromium or vanadium. The crystals are hexagonal, often as prismatic crystals. Emerald is defined by its green color. To be an emerald, a specimen must have a distinctly green color that falls in the range from bluish green to green to slightly yellowish green. To be an emerald, the specimen must also have a rich color. Stones with weak saturation or light tone should be called “green beryl.” If the beryl’s color is greenish blue then it is an “aquamarine.” If it is greenish yellow it is “heliodor.”



This color definition is a source of confusion. Which hue, tone, and saturation combinations are the dividing lines between “green beryl” and “emerald”? Professionals in the gem and

jewelry trade can disagree on where the lines should be drawn. Some believe that the name “emerald” should be used when chromium is the cause of the green color, and that stones colored by vanadium should be called “green beryl.” Calling a gem an “emerald” instead of a “green beryl” can have a significant impact upon its price and marketability. This “color confusion” exists within the United States. In some other countries, any beryl with a green color - no matter how faint - is called an “emerald.”

Be careful if you are buying an “emerald”. Make sure that you are getting a gem that has a rich green color instead of a “green beryl”. Buying from a website where people from outside of the United States are acting as third-party sellers and photographs might not have representative color can be especially risky.

The name “Yellow Emerald” is incorrect. By definition, emeralds are gem-quality specimens of the beryl mineral family with a rich, distinctly green color. Because of that, it is inappropriate to use the name “emerald” when marketing a beryl of any other color.

### Clarity, Treatments, and Durability

Emerald has a Mohs hardness of 7.5 to 8, which is normally a very good hardness for jewelry use. However, most emeralds contain numerous inclusions or surface-reaching fractures. These can weaken the gem, cause it to be brittle, and make it subject to breakage.

These are expected characteristics of emerald. It is rare to find an emerald that does not have inclusions and surface-reaching fractures that can be seen with the unaided eye. Under low magnification, most emeralds are said to have a “garden” of inclusions.

To improve appearance, most cut emeralds are treated with oils, waxes, polymers, or other substances that enter the fractures and make them less obvious. Although these treatments might improve appearance, they often do not improve the durability of the gem and they may discolor or deteriorate over time. With that information, emerald should be considered a fragile stone that is best worn as a ring stone



on special occasions rather than daily. It is better suited for earrings and pendants that are usually subjected to less impact and abrasion than rings and bracelets. Settings that protect the stone are much safer than those that present the stone to impact and abrasion.

### Geologic and Geographic Occurrence

Beryl is a rare mineral with a chemical composition of  $\text{Be}_3\text{Al}_2(\text{SiO}_3)_6$ . It is rare because beryllium is an element that occurs in very small amounts in the Earth's crust. It is unusual for enough beryllium to be present in one location to form minerals. In addition, the conditions in which beryllium is present in significant amounts are different from the conditions where chromium and vanadium, the sources of emerald's green color, are expected. This is why emerald is rare and only found in a small number of locations.

Today, most emerald production originates in five source countries: Colombia, Zambia, Brazil, Ethiopia, and Zimbabwe. These countries reliably produce commercial amounts of emeralds. Minor amounts of production or irregular production comes from Madagascar, Nigeria, Afghanistan, Pakistan, Canada, Russia, and a few other countries.

Even though the conditions for the formation of emerald are very unlikely, the gem has been found in a diversity of rock types. In Colombia, the country that has supplied most of the world's emeralds, black organic shale and carbonaceous limestone, both sedimentary rocks, are the ores for many emerald deposits. The shale is thought to be the source of chromium, and the beryllium is thought to have been delivered by ascending fluids.

Many of the world's emerald deposits have formed in areas of contact metamorphism. A granitic magma can serve as a source of beryllium, and nearby carbonaceous schist or gneiss can serve as a source of chromium or vanadium. These emeralds usually form in schist or gneiss or in the margins of a nearby pegmatite.

Emeralds are rarely mined from alluvial deposits. Emerald is usually a fractured stone that does not have the alluvial durability to persist great distances from its source. Emerald also has a specific gravity of 2.7 to 2.8, which is not significantly different from quartz, feldspar, and other common materials found in stream sediments. It therefore does not

concentrate with high-density grains which are segregated in the stream and more easily recovered by placer mining.

### Emerald Mining in the United States

Very few emeralds have been mined in the United States. North Carolina has been a sporadic producer of emeralds in small quantities from a few tiny mines since the late 1800s. The Crabtree Emerald Mine was once operated by Tiffany and Company and a series of property owners between 1894 and the 1990s. Many fine clear emeralds were produced, and tons of emerald-bearing pegmatite were sold as "emerald matrix" for slabbing and cabochon cutting. The cabochons displayed emerald and tourmaline prisms in a white matrix of quartz and feldspar. A specimen of the Crabtree Pegmatite is shown on this page.

North American Emerald Mines operates a small mine near Hiddenite, North Carolina. Between 1995 and 2010, over 20,000 carats of emeralds were produced, including a six-inch-long, 1,869-carat crystal that is now in the Houston Museum of Natural Science and valued at \$3.5 million. A crushed stone quarry on the same property is operated with employees watching for signs of the hydrothermal veins and pockets that sometimes contain emerald. It is one of the only gemstone mines in the world that sells the country rock.

### Synthetic Emerald

The first synthetic emeralds were produced in the mid-1800s, but it was not until the 1930s that Carroll Chatham began producing synthetic emerald in commercial quantities. Once commercial production began, a steady supply of synthetic emeralds began entering the market. To date, several companies including Chatham Created Gems, Gilson, Kyocera Corporation, Lennix, Seiko Corporation, Biron Corporation, Lechleitner, and Regency, have produced synthetic emeralds by flux and hydrothermal processes.

Synthetic emeralds, also known as lab-created emeralds, have the same chemical composition and crystal structure as



A specimen of the Crabtree Pegmatite of western North Carolina. This granitic pegmatite filled a two-meter-wide fracture which contained emerald along the walls of the fracture and yellow beryl in the center. It was mined for emeralds by Tiffany and Company and a series of property owners between 1894 and the 1990s. Many fine clear emeralds were produced, but most of the emerald-bearing rock was sold as "emerald matrix" for slabbing and cabochon cutting.



natural emeralds. They are sold beside natural emeralds in most mall jewelry stores in the United States. When compared to natural emeralds, the synthetics typically have superior clarity and a more uniform appearance than natural stones of equivalent cost.

There is nothing wrong with synthetic emeralds, or synthetic stones of any kind - as long as their synthetic origin is clearly disclosed to the buyer. They are simply another option for the buyer. Many consumers purchase synthetic emeralds and enjoy them because they obtain superior appearance at a substantially lower cost.

The two key tests for separating natural emeralds from synthetic emeralds are refractive index and magnification. Natural emeralds generally have a refractive index that is slightly higher than most hydrothermally produced synthetic emeralds and much higher than most flux-grown synthetic emeralds. These differences are not large enough to be relied upon for important determinations; however, they can serve as a valuable indicator.

Magnification is the most important tool for separation of natural emeralds from synthetic emeralds. Synthetic emeralds can often be identified because they contain visible characteristics that are a product of the techniques used to create them. Hydrothermal synthetic emeralds might display characteristics that include: chevron-type growth zoning, nail-head spicules, and small gold inclusions. Flux-grown synthetic emeralds might display characteristics that include: wispy veil inclusions, tiny platinum crystals, or parallel growth planes. Many gemologists can quickly identify most synthetic emeralds by microscopic examination.

### Imitation Emeralds

“Imitations” are materials that have a similar appearance to natural gems and are used in their place. They are often manufactured specifically to serve as substitutes. Green glass, synthetic green spinel, green cubic zirconia, and green yttrium aluminum garnet are common imitations used in place of emerald.



*World's Biggest Emerald*

THE GRINDINGS  
is the monthly newsletter of the Idaho Gem Club, Inc., associated with the Northwest Federation of Mineralogical Societies. Permission to copy is freely granted when proper credit is given to both the publication and the author. Articles without bylines are written by the Editor or President.

CHECK OUT THE CLUB WEBSITE!  
[www.idahogemclub.com](http://www.idahogemclub.com)



**GEM CLUB OFFICERS**

**PRESIDENT:** Deana Ashton, 208-794-5628  
gemdigger2014@outlook.com

**1st VP:** Willa Renken, 208-362-3941  
wlr\_dkr@msn.com

**2nd VP:** Cheryl Link, 208-859-5098  
clink@micron.com

**SECRETARY:** OPEN POSITION

**TREASURER:** Teresa Nebeker  
208-890-4500, nebekert1@msn.com

**FEDERATION DIRECTOR:** Randy Harrison,  
208-342-2320  
haveharleywilltravel4u@gmail.com

**FIELD TRIP GUIDES:** OPEN POSITION

**HISTORIAN:** Cheryl Peterson  
208-887-5363, cpete4421@gmail.com

**LIBRARIAN:** Cheryl Lawson  
208-995-6219, dizzyphalarope@gmail.com

**SUNSHINE LADY:** Deana Ashton  
208-794-5628, gemdigger2014@outlook.com

**GRINDINGS EDITOR:** Dana Robinson  
208-345-3823, drobinso@boisestate.edu

**BOARD MEMBERS:**

Brent Stewart, 208-863-9336  
gene@stewartsgemshopinc.com

Ed Moser, 208-340-8060  
ed.moser15@gmail.com

Rick Corbett, 208-890-2599

Jason Smith, 208-899-3899  
sunshineandwine101@gmail.com

Terry Frostrom, 208-407-2405  
s\_tfrostrom@hotmail.com

Dana Robinson, 208-345-3823  
drobinso@boisestate.edu

**WEBSITE:** www.idahogemclub.com

**EMAIL:** info@idahogemclub.com

## MINUTES OF THE IDAHO GEM CLUB GENERAL MEETING MAY 18, 2021

Meeting called to order at 7:25 pm by President Deana Ashton followed by the Pledge of Allegiance.

There were 13 new members and guests in attendance who were introduced.

**Door Prizes/Building Fund:** Rick Corbett drew door prizes for 8 juniors and 8 adults. There was no building fund tonight.

**Juniors Report:** Cheryl Link reported that the Graveyard Point field trip was good and it was unexpectedly dusty. She introduced Malachi Randall as the first Future Rockhound of America participant. He showed his collection box and Cheryl went over what participants receive and touched on some requirements for earning badges. Thank you to Malachi for being our first participant!

**Secretary Report:** POSITION OPEN-Dana Robinson standing in

**Treasurer Report:** Teresa was absent but provided account summaries for the Board meeting and they were reviewed.

**Field Trip Report:** The club will be meeting at the rest area just over the Oregon border before Ontario. The trip to Burns takes about 3-1/2 hours so the meeting time will be 6 am, leaving at 6:30 am. In Burns the meeting place will be at the McDonald's at 10 am. Friday and Saturday will be Hampton Butte. There is camping at the collecting site. On Sunday the group will again meet at the Burns McDonald's and head out to Glass Buttes. Emory Coons, a miner at Glass Buttes, will lead us to collection areas. All times will be on Mountain Time.

Robert Murphey talked about the OGMS field trip on Sat. May 22 to collect leaf fossils near Rockville and Maple Ridge for petrified wood and fossils. Meeting will be at the Xtra Mile station at the intersection of Hwys. 55 and 95 in the parking lot next door at 8 am, leaving at 8:30.

**Program** by Phil Neuhoff: Phil did a great presentation on Tenebrescence -- the color changes in minerals created with different light sources. He had some amazing specimens, including some daylight fluorescent flourite. Leah did a great job as his assistant, too. To explore more on fluorescent minerals visit the Fluorescent Mineral Society's website at www.uvminerals.org.

**Federation Director Report** by Randy Harrison: The Payette National Forest has a new recreation app for finding events, camp sites, etc.

He also mentioned the Hermiston, OR, Gem Show that will be held on May 22-23, 2021.

**Workshop Report** by Brent Stewart: The regularly scheduled Thursday workshop will be open from 6-8:45 pm on May 20th. The following workshops will be Sat., May 29 from 10 am-2 pm; ROLE on Mon., June 7 from 6-8:45 pm; and Thurs., June 17 from 6-8:45 pm. All workshops are listed on the calendars on page 2. There is a \$5 fee for machine maintenance.

The first Kid's Day at the workshop will be on Sat., June 19th. Brent explained the agenda he has for the day, and lunch is provided. There will be dates in July and August as well that will be announced.

**Old Business:**

There has been Facebook confusion on the club trip to Beacon Hill June 5-6. The meeting place will be the rest stop by Ontario, meeting at 8 am, leaving at 8:30 to be at gate entrance by 9 am. This claim is only accessible during a group club trip. Digging is required and you will need a high clearance vehicle.

Willa Renken's silversmithing classes will be starting again on June 6th.

**New Business:**

The meeting for June will be at Ann Morrison Park, at the Old Timer's Shelter, June 15th. It is a memorial celebration for Mike Jones and Laura Lindsay. The Jones family is catering the meal and there will be an auction after to benefit the family. Meeting at 6 pm with dinner at 6:30. We are encouraging any who would like to share stories and memories.

The July and August meetings will also be picnics, but will be at Kristen Armstrong Municipal Park. They will also be followed by auctions that will help fund the annual Banquet.

Cheryl reported that the storage cabinet for microscopes, etc., is here. Please bring in any micromounts you may have to show.

Invites to mining claims for juniors to see their operations will be scheduled in the next few weeks.

**A Tip for New Members:** The book Rockhounding Idaho has lots of good maps to help find collecting spots.

Deana asked if there were any changes to the minutes as printed in the *Grindings*. Willa made a motion to accept the minutes as printed, Cheryl seconded, the membership voted and the motion was approved.

Meeting adjourned at 8:30 pm.

*Respectfully submitted, Dana Robinson, Editor*

## MINUTES OF THE IDAHO GEM CLUB BOARD MEETING JUNE 1, 2021

Deana Ashton called the meeting to order at 7:15 pm.

**Present:** Deana Ashton, Willa Renken, Cheryl Link, Ed Moser, Rick Corbett, Teresa Nebeker, Dana Robinson.

**Absent:** Randy Harrison, Brent Stewart, Teri Frostrom, Jason Smith.

Deana asked for any corrections to the minutes as printed in the *Grindings*. Willa made a motion to accept the minutes, which was seconded by Ed Moser. Board members voted, motion passed.

**Secretary Report:** Discussed letter from law firm requesting Annual Board Meeting minutes. Due to COVID annual meeting was not held.

**Treasurer Report** by Teresa Nebeker: Teresa thanked Cheryl Link for a donation of \$1,000, which was matched by \$2,000 from Micron. After fee, total donation was \$2,975. Need to send Micron thank you for donation and pictures to show it is being used for

educational purposes. Also thanks to Cheryl for completing the cabinet purchase. A big thanks to Jason Smith for anchoring the big cabinet to the wall at the church for Deana on short notice!

Teresa went over the monthly statements. There was discussion on stamp purchase. Get forever stamps before price goes up.

One returned newsletter changed to email after member moved. Teresa has not been receiving newsletter invoices. After calling ARC they will mail them to us.

**Federation Report** by Ed Moser: Only one item to be voted on for the current meeting in June. An endowment proposal that Ed went over. The board indicated our club would be a NO vote. The next meeting will be Sept. 9-11 in Walla Walla, WA.

**Program Report:** The program will be an auction after the Memorial Picnic. It will be catered by the Jones family. Will check to see if we should bring ice cream. The auction after dinner will be to help the family. Ed Moser agreed to help with the auction. Start at 6 pm, dinner at 6:30. Cheryl and Deana have table coverings. Deana could use help setting up the auction, please contact her.

**Juniors Report** by Cheryl Link: The juniors will be continuing to work on the current three badges. The club needs to sign up on the AFMS site so the parents can register their kids. Will need a substitute for Cheryl for the June meeting.

**Field Trip Report:** There were 21 people on the trip out to Hampton Butte. Fortunately, Cheryl Link had a bunch of extra shovels to lend out. Some of our new members found some large pieces. We now have a good map for future trips. Emery Coons was very helpful at Glass Buttes. He did a flint-knapping demonstration, showed everyone where to find various varieties, and even let us collect on his claim. It was a very good weekend trip.

The field trip to Beacon Hill is June 5 and 6. The meeting place is the rest stop just before Ontario. Meeting on Saturday is 8 am, leaving at 8:30 to be at gate by 9 am. Sunday times will be the same.

**Workshop Report** by Brent Stewart: No report.

**Scholarship Report:** Deana expressed wishes to expand scholarship opportunities to include juniors who are interested in special pre-college education in geology. A proposal is coming from one of our new members soon. This is a discussion phase, open to member input. The club should begin some fundraising to build up the scholarship fund before any changes are made or expansion of the program.

**Old Business:** Lifetime members from 2021 will be honored at the next Banquet in January 2022.

**New Business:**

Deana is needing to stress importance of finding a field trip guide for the remainder of this year! Trips are scheduled and having help on the details is critical to ensure successful trips! Please volunteer!

Dana Robinson has been standing in as secretary, and serves as editor, which is much appreciated. Considering the need to fill the empty board seat asap, our discussion led to Dana once more.

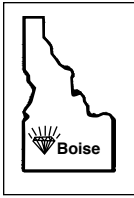
Willa nominated Dana Robinson to replace Kathe Miller on the Board. Rick seconded, the board voted and the motion carried.

Five new applications were reviewed. Ed made a motion to accept the new members, Willa seconded, the board voted and the motion passed.

Meeting was adjourned at 9:12 pm.

*Respectfully submitted, Dana Robinson  
and Deana Ashton, President*






Idaho Gem Club, Inc.  
P.O. Box 8443  
Boise, Idaho 83707-2443

RETURN SERVICE REQUESTED

The purpose of the Idaho Gem Club is to promote mutual, educational and scientific interests and benefits of it's members in mineralogy, geology, gemology, the art of lapidary and kindred arts and sciences

**Dues:**  
\$22.00 individual  
\$25.00 couple  
\$28.00 family

**Subscription only:**  
\$10 per year



**GENERAL MEETING:**  
3rd Tuesday of every month: 7:00 p.m.

**BOARD MEETING:**  
1st Tuesday of every month: 7:00 p.m.

**ADDRESS:**  
Mtn.View Church of Brethren

