

Grindings

Idaho Gem Club, Inc.

P.O. Box 8443  Boise, Idaho 83707-2443

VOL 76 NO 4

APRIL 2016

BOARD OF DIRECTORS

PRESIDENT

Dana Robinson
208-345-3823

drobinso@boisestate.edu

1st VICE PRESIDENT

Willa Renken
208-362-3941
wlr_dkr@msn.com

2nd VICE PRESIDENT

Deana Ashton
208-794-5628
gemdigger2014@outlook.com

SECRETARY

Christina Anderton
208-514-6902
cah.cuepoc@live.com

TREASURER

Barbara Wanner
208-794-9424
bwanner2@yahoo.com

NFMS DIRECTOR/ GRINDINGS EDITOR

Linda Barlow
208-724-3309
barlow596@gmail.com

BOARD MEMBERS:

David Douglas
208-559-7216

douglas.dm@gmail.com

Cheryl Peterson
208-887-5363

cpete4421@gmail.com

Brent Stewart
208-863-9336

gene@stewartsgemshopin.com

Ed Moser
208-340-8060

ed.moser15@gmail.com

Twila Gallaher
208-853-6703

tkgboise@cableone.net

Sandy Blodgett
208-376-8051

Club Website

www.idahogemclub.com

President's Message

April is here already and the weather is getting nicer. I hope everyone is ready to get outside and enjoy it. It was good to see everyone on our field trip to Graveyard Point in March. It was a bit blustery, but the sun was out and everyone had a good day. It looks like half of the claim burned, and half did not. Cheryl Link was with us to replace the claim markers that burned. Unfortunately, the GPS wasn't working properly, so a work party will be organized to complete that project at a later date. I hope to see everyone at the next field trip to Beacon Hill. Details are on page 3.

The Board discussed the Rock Tumbling Competition, and it was decided that adding the Grab Bag Sewing Competition would ensure that we have enough bags for all of the polished stones we will be collecting. See page 4 for the easy pattern. Details on the prizes to be awarded will be available in May, so stay tuned.

It seems that the new system for Refreshments and Door Prizes is working well. Many thanks to everyone for sharing and participating. Keep door prizes in mind when collecting, as well. It makes things easy if material is close at hand when needed.

Respectfully,
Dana Robinson, President

B2H TRANSMISSION LINE PROJECT

P.O.Box 655, Vale, OR 97918

Boardman to Hemingway

THE BUREAU OF LAND MANAGEMENT (BLM) is the lead federal agency for the National Environmental Policy Act (NEPA) process for the Boardman to Hemingway Transmission Line Project, proposed by Idaho Power Company & its partners. The federal agencies are preparing an Environmental Impact Statement (EIS) to identify & disclose the potential effects of authorizing the proposed transmission line & to examine a reasonable range of alternatives. Visit www.boardmantohemingway.com for more information. The agencies are currently preparing the Final EIS (FEIS).

All the alternatives moving forward to be analyzed in the FEIS, including a **preliminary agency preferred alternative**, are depicted on maps available on the project website at www.boardmantohemingway.com. Following release of the Draft (DEIS) in December 2014, the BLM considered various additional route variations within the study area based on the comments & information received during the public comment process. Based on that input, the BLM revised the agency preferred alternative in the DEIS. The **preliminary agency preferred alternative** under consideration for identification in the FEIS was developed based on the consideration of economic, environmental, technical & other factors, & differs from the DEIS agency preferred alternative. BLM is sharing its current thinking about the **preliminary agency preferred alternative** now in order to provide stakeholders with an update on the status of the EIS & to provide information allowing further coordination with the Oregon Energy Facility Siting process, which is currently underway. This announcement does not represent a final decision, nor the start of a public comment period. The **preliminary agency preferred alternative** is still under review and may be subject to change. No final federal decision will be made on the project until the Record of Decision is issued, following the FEIS release (anticipated in late summer of 2016).

QUESTIONS? Please contact Tamara Gertsch, BLM National Project Manager, at info@boardmantohemingway.com or 307-775-6115.

MINUTES OF THE IDAHO GEM CLUB GENERAL MEETING March 17th, 2016

Meeting called to order at 7:35 pm by President Dana Robinson.

Dana welcomed new members and guests.

Rick Corbett drew **door prizes** for 8 adults and the kids; David Douglas drew 2 winners for the **building fund**.

An error noticed from the **March board meeting minutes** has been identified. To clarify, the grab bags at the show this year were sold out on Saturday afternoon.

Willa Renken proposed a motion to accept the meeting minutes printed in the Grindings as amended, motion was seconded by Phil Neuhoft, motion was voted on and passed.

In **recognition** of their efforts and contribution to the 2016 Show Willa presented several members with certificates of appreciation. Special thanks to:

1. Melodee Whorley for all of your time and effort handling the new table coverings. They were perfect and looked very professional, thank you.

2. Barbara Wanner for her time and effort serving as our Treasurer all year and especially during the Show. Given the number of hours required to keep track of everything accurately your willingness to take on the task is appreciated. You do a great job, thank you.

Secretary Christina Anderton reported corrections will be made to the minutes of last month meeting.

Treasurer Barbara Wanner reported that, while numbers have not been finalized, preliminary indications are 2016 was profitable.

Show report from Doug Renken. With the large number of volunteers the setup and tear-down process went very smoothly getting things done in record time this year. The cases and black light display turned out nice this year. Reminds members to start planning now for next year.

Juniors will remain for the evening program, Rock Tumbling 101, after which they will be focusing on sorting material.

Rock Tumbling 101 presentation given by Jim Clinton. Jim provided some beautiful examples of material and a variety of equipment needed when tumbling rocks. After a brief explanation of the general process involved to produce quality material Jim answered more in depth questions from members covering various aspects of the process in more detail. Topics covered by tonight's discussion included the different types and uses of grit, pro and cons of using different methods of tumbling like vibratory tumblers, the difference between standard and graded grit, sorting material into batches for tumbling, how to reduce noise and prevent cross contamination when tumbling, building your own tumbler from scratch, choices of fillers for small batches, and the care and maintenance of equipment and supplies. Jim shared various tips he has discovered from experience produce the best results for him but explained that much can be learned by just trying it out at home. Sometimes you get good results with something where others may not. Rock tumbling is something anyone can do and enjoy, is a great way to generate interest in rockhounding and doesn't require a huge time investment. Jim also reminded us about the Clubs tumbling program and how to go about getting the supplies needed to do some tumbling for the club at home. Jim remained available after the meeting to answer additional questions. Thanks for an informative presentation on rock tumbling.

Linda Barlow had several items from the NW Federation to mention: Reminded us about the upcoming meeting in Albany this summer and the need to send a voting delegate to that meeting, the Federation's suggestion that we get a committee together to address land use issues in our region and another reminder to support rockhounding by picking up trash when out in the field.

Deana Ashton mentioned that, as the Sunshine Lady, she is available to spread rays of sunshine to those who may need it. If you know of anyone get the information to her and she will follow up on the situation. She also reminded everyone to check out the refreshment list for the schedule. The April program will be presented by Don Dorman and the topic will be a gold panning and mining demonstration. Also suggested those with an interest in mining should consider volunteering at the mining museum. Involvement in other groups encourages involvement in ours and Don is taking a group up to Grimes Creek to do some panning. If interested contact the mining museum for information.

Willa Renken said she has begun working on the budget and will have more information soon. Also, reviewed the rock tumbling contest to encourage participation. Club provides grit and polish for polished rock material. A prize will go to the person who produces the most material. For grit contact Gene Alvey at 208-440-3067 or fosell-moss@msn.com. For tumbling material contact Willa Renken at 208-362-3941 or WLR_DKR@msn.com.

Dana reminded us that planting crews are needed to rebuild areas damaged by fire last year and encourages everyone to get involved.

March field trip to Graveyard Point coming up. See the Grindings for details. Aaron also mentioned the schedule for this year can be found in the Grindings but he's trying to squeeze in a surprise trip or two so stay tuned. If anyone is interested in helping with the cases and the black light display next year please, get in touch with him. Meeting adjourned at 9pm.

Respectfully submitted, Christina Anderton, Secretary

MINUTES OF THE IDAHO GEM CLUB BOARD Meeting APRIL 5TH, 2016

President Dana Robinson called meeting to order at 7:30 pm.

In attendance was Dana Robinson, Deana Ashton, Ed Moser, Linda Barlow, Cheryl Peterson David Douglas, Doug and Willa Renken, Brent Stewart, Twila Gallaher, Aaron Wanner and Christina Anderton. Absent Barbara Wanner

Willa Renken proposed a motion to accept the meeting minutes as printed in the Grindings. Motion was seconded by Cheryl Peterson. Board voted and passed motion.

No Secretary Report

Treasurer Report (provided by Aaron Wanner in treasurer's absence) Final Show numbers still pending. A March 2016 balance sheet was provided for review.

Federation Report given by Linda Barlow. Linda had several names of Interested persons willing to represent us at the upcoming annual meeting.

After some discussion and consideration President Dana Robinson appointed Deana Ashton to be our designated representative with Tina Fredrickson as a possible substitute if needed.

Deana Ashton reports the new refreshment program seems to be working well. It was pointed out that the picnic months will still need someone to take care of setting up and cleaning the picnic

Ed Moser reported next month's juniors program will be on identification and he has some materials to pass out.

Deana Ashton reported on the status of the license plate issue.

Unfortunately, due to the wording of some pertinent legislation on the books it was determined by the legislature the presentation of our argument would be necessary and our petition was dismissed. The next opportunity to present our case won't be until next year when the legislature meets. Deana feels confident that by then we will have a case put together to present to the Senate. Several aspects of the issue need to be addressed which will better our chances so the next 6-8 months will be key. Several supporters have offered to work on the issue on our behalf and Deana tells us there are changes to be made she is confident will improve our case. Remember, until this issue is heard by the Senate next session, if you do not already have a Gem State plate they are not available and if you already have one you must renew it **before** it expires or you will lose it. Expect more details on this issue in the months to come.

Brent Stewart had updates on the recent progress getting the workshop finished. The initial electrical work has been done. Next week should see walls going up after which the electrician will need to do more work. At this time the project is well under budget and even with the materials needed for work to proceed next week not expected to go over.

David Douglas had information for the Board to review regarding the Building Fund shirt sales. Some research has been done to locate a supplier and determine the costs. After considerable discussion on the matter it was determined the board needs additional information in order to make any decisions on this issue. It was decided that Christina Anderton would be able to assist David with the research on this. Additional information on this matter should be available next meeting. Issue will be revisited when details are available.

Willa Renken had several issues to talk about. First, the proposed 2016 Budget was ready for the Board's consideration. The proposed budget was reviewed and discussed at length resulting in several minor adjustments being made. Ed Moser put forth a motion to accept the proposed 2016 Budget as amended, motion was seconded by Dana Robinson. Motion was voted on by the Board members present and passed. Second, several long time members of the Club, having been overlooked due to bookkeeping, needed to be recognized with Lifetime Membership. Willa put forth a motion to recognize members Peggy Dean, Diane Perkins and Richard and Sue Clark as lifetime Members and present certificates at the next general meeting. Ed Moser seconded the motion. Board voted on and passed the motion. Lastly, prizes for the recently launched contest for tumbled rock material and related contest for grab bag production need to be selected. Several ideas were suggested. It was decided that Willa would further look into the various options and will plan to have something really special to officially kick off the contests for the May meeting.

Eleven new member applications were reviewed. Ed Moser made a motion to accept the new member applications that were reviewed, Willa Renken seconded the motion. Board voted on and passed the motion.

Dana adjourned the meeting at 8:45 pm.

Respectfully submitted, Christina Anderton, Secretary

Attention One and All!!

The Tumble Event you won't want to miss out on is about to begin. We are starting a competition to see who can tumble the most rocks over the next nine months. If you are not aware the club has a program to reimburse you the grit it takes to tumble rocks for our grab bags each year. This year we are sponsoring a competition with a super prize for that individual who manages to provide the most tumbled stones by the end of December. How it works is you can receive a starter grit packet from our grit Chairman Gene Alvey. In order to get more grit, you will need to turn in your stones to Gene and he will weigh them and give you the grit to start again. We will keep track of your poundage and the person who has turned in the most by the end of December will be awarded a fantastic prize at our Annual Banquet. If you would like to get in touch with Gene, he can be reached at 208-440-3067. Call him and setup a time to go by his house so he can get you up and going. Let the games begin and may the best man or woman show us what you can do. Willa Renken Tumble Chairman

GRINDINGS

October 2009

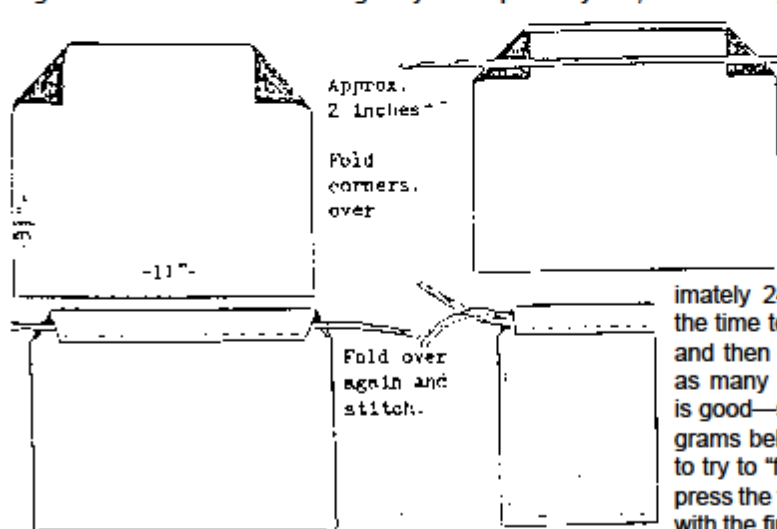
Grab Bags

For the new people, our club sells grab bags filled with polished rocks at the show in February. We have always hand-made our bags, and we completely sell out each year. We need all the help we can get. If you sew, here are the instructions with some changes provided by Cathy Parsons. You can get 16 bags from one yard of 45" wide fabric. Any color, fancy or not. Use your imagination. We will fill the bags in January, so don't forget to keep those tumblers turning, too. You may bring them to the monthly club meetings.

Easy Grab Bags

The easiest method of cutting out grab bags is to cut fabric into 8 ½" strips. Press down ½" on the top edge of each strip. Fold strip in half and cut on fold (you'll have two 22 ½ inch pieces. Cut each of those halves into two pieces (fold & cut on fold). Following the pattern, fold up the outer edges of the top hem and make the dog ears, and then place your drawstring under the hem (but over the "ears"). (I place a few pins in the edge of the hem to make sure it stays put before I sew. And, I sew each seam factory-style/chain stitching—not cutting between each bag, etc. So, if I cut out the 4 strips from the yard of fabric, I'm going to stitch down the top hem on all the bags before I go to the next step, etc.

Once the hems are stitched down (be careful not to catch the drawstring in the stitching), I sew the bags beginning at the opening (where you've placed the "dog ears".) I stop the needle at about the ¼" mark from the bottom of the bag and sew to the end (backstitch to secure the thread). I then pull the finished bag out a bit and start the next bag. As you can probably see, I don't do any cutting of threads, etc. until I



have all the bags I've got cut out completed. I then go watch TV and cut threads and turn bags (if the cat doesn't get in the way). The strings are made of any heavy cord cut into approx-

imately 24 inch lengths. I don't take the time to measure. I cut the first one and then use that as my guide to cut as many as I can at once. (Rug yarn is good—strong and colorful.) The diagrams below will help—just remember to try to "factory sew". Before sewing, press the folds with a hot iron or crease with the fingers to make the sewing job

easier. Also keep tumbling those stones to put in the grab bags. We need to fill about 800 bags for the show next year.

IDAHO GEM CLUB PROGRAM SCHEDULE

April 19, 20126: *GOLD !!!*

Prospecting in Idaho and demonstration of Gold Panning and recovery techniques.

Featuring Don Dorman of the Idaho Gold Prospectors Association. Don will educate on gold discovery in Idaho, demonstrate gold panning methods and discuss process of recovering and processing gold. He has lots of information and experience in Idaho Gold mining. Don't miss it!!

Idaho Gem Club Field Trips 2016

MARCH 19 th	GRAVEYARD POINT-AGATE
APRIL 23 rd - 24 th	BEACON HILL- GEODES
MAY 21 st	QUEEN STONE, WHANGDOODLE
	- JASPER, OPAL
JUNE 25 th 26 th	GLASS BUTTE- OBSIDIAN
JULY 23 rd	DISMAL SWAMP-
	SMOKEY QUARTZ
AUGUST 20 th 21 st	EMERALD CREEK- GARNET

Beacon Hill Claim: Geodes

When: Saturday 23rd and Sunday 24th April 2016

Where: 7:30 a.m. Rest area on I-84 just after crossing the Snake River going into Ontario Oregon.

8:00 a.m. We will leave promptly.

How to get there: Travel West on I-84 to Exit 377 rest area just past the river. Pull into rest area.

Equipment needed: rock hammer, bucket, rock pick or chisel, shovel, safety glasses, appropriate clothing for the weather and location, food for the time you will be there, water, full tank of gas, and any items you need for your personal use. The claim is located on private property so club field trips are the only time we can access the claim. I will be Camping at Steck Park just outside Weiser from Friday night to Sunday if others would like to do the same just contact me for details.

It may be wet in spots so a high clearance vehicle with 4 wheel drive is advised.

For more info:

Call our Field Trip Chairmen

Aaron Wanner @ 208-794-9474

GRAVEYARD POINT FIELD TRIP



NFMS NEWS

Two links for additional newsletters we receive as members of the rock club.

NFMS—Newsletter available at:
<http://www.amfed.org/nfms/newsletters.asp>

AFMS—Newsletter available at:
<http://amfed.org/news/default.htm>

March 26 - 27 Sat – 10 – 6 Sun – 10 – 5 Mt. Baker Rock and Gem Club Bloedel Donovan Comm. Cntr., 2214 Electric Avenue, Bellingham
April 22 - 24 Fri & Sat – 10 – 5 Sun – 10 – 4 Mt Hood Rock Club W.P. Jackson Armory, 6255 NE Cornfoot Road Portland OR 97218
 [NOTE LOCATION CHANGE] Wayne King mhrshow@gmail.com 503 284 7195
April 23 & 24 Sat – 10 – 5 Sun – 10 – 5 West Seattle Rock Club Alki Masonic Temple 4736 40th Avenue SW Seattle WA Diane Christensen diane@purms.org 206 439 3606 www.westseattlerockclub.org
April 23 & 24 Sat – 9:30 – 5 Sun – 10 – 4:30 Grays Harbor Gem and Geology Society Elma Fairgrounds 43 Elma-McCleary Road Elma WA Leroy Sisk and Gary Emberley , 624 Fairmont Place Aberdeen, WA 98520 360 533 6196 melissa624@hotmail.com
April 30 - May 1 Sat – 10 – 6 Sun – 10 – 5 Everett Rock and Gem Club Everett Com. College Walt Price Student Fitness Center, 2206 Tower Street, Everett WA Fritz Mack 425 232 0809 rockngemmack1@gmail.com PO Box 1615 Everett WA 98206
April 30 & May 1 Sat – 10 – 5 Sun – 10 – 4 Billings Gem and Mineral Club Al Bedoo Shrine, Aud., 1125 Broadway Ave, Billings MT Doug True dtruefossils12@yahoo.com 406 670 0506
May 7 & 8 Sat – 9 – 5 Sun – 10 – 4 Umpqua Gem & Mineral Club Douglas County Fairgrounds, I-5 Exit 123 Roseburg OR Sue Woodman 541 672 3486 roc
May 7 & 8 Sat – 10 – 5 Sun – 10 – 4 Bozeman Gem and Mineral Club Gallatin County Frgrnds Building #1, 901 North Black, Bozeman MT JerryHancock jaegers@bresnan.net PO Box 11001 Bozeman MT 59719
May 14 & 15 Sat – 10 – 5 Sun – 10 – 4 Hatrockhounds Gem and Mineral Society Hermiston Conference Ctr 415 Highway 395 South Hermiston OR Mike Filarski, 541 571 2593 stonemorlin1@netscape.net
May 21 & 22 Sat – 10 – 6 Sun – 10 – 5 Bitterroot Gem and Mineral Society First Interstate Center, Ravalli County Frgrnds 100 Old Corvallis Road Hamilton MT Steve Vieth 406 381- 7597 viethsteve88@gmail.com
June 3- 5 Fri & Sat – 10 – 5 Sun – 10 – 5 Puyallup Valley Gem and Mineral Club Swiss Park 9205 198th Avenue East Bonney Lake WA 98390 Nancy LeMay bees2knees@att.net 253 985 5784 info@puyallupgemclub.org
June 4 & 5 Sat – 9 – 5 Sun – 10 – 4 North Idaho Mineral Club Kootenai County Frgrnds, 4056 North Government Way, Coeur d'Alene ID Dean Hutchinson 208 686 9156 PO Box 1643 Hayden ID 83835
June 11 & 12 Sat – 10 – 5 Sun – 10 – 5 Butte Mineral and Gem Club Butte Civic Center Annex 1340 Harrison Avenue Butte MT Pete Knudsen 406 496 4395 PO Box 4492 Butte MT 59702
July 16 - 17 Sat – 10 – 5 Sun – 10 – 5 Darrington Rock and Gem Club Manford Grange 1265 Railroad Avenue Darrington, WA Ed Lehman 9120 20th Street SE Lake Stevens WA 98258 wsmced@hotmail.com 425 334 6282 (cell 425 760 2786) or Angela Moore ange-la51726@gmail.com 360 436 2107
July 29-31 Fri – 10 – 6 Sat – 10 – 6 Sun – 10 – 4 Willamette Agate and Mineral Society AFMS and NFMS MEETINGS Linn County Expo Center, Albany Oregon Janice Van Cura 541-753-2401 jvancura@peak.org , www.wamsi.org
August 5 - 7 Fri & Sat – 10 – 5 Sun – 10 – 4 Far West Lapidary & Gem Society North Bend Community Ctr., 2222 Broadway North Bend OR Don Innes 541 396 5722 doninnes.innes20@gmail.com
September 10 & 11 Sat – 9 – 6 Sun – 10 – 4 Clallam County Gem and Mineral Association Vern Burton Community Ctr., 308 East 4th Street Port Angeles WA Jennie Bourassa 360 681 0372 or Kathy Schriner 360 681 3811 PO Box 98 Sequim WA 98382
September 10 & 11 Sat - 10 – 5 Sun – 10 – 5 Marcus Whitman Gem and Mineral Society Walla Walla Cnty Frgrnds Community Cntr Bldg., 363 Orchard St., Walla Walla WA Keith Bacus, 509 529 1248 1829 Howard St Walla Walla WA 99362
September 17 & 18 Sat – 10 – 5 Sun – 10 – 4 The Southern Washington Mineralogical Society Castle Rock Fairgrounds, 120 Fair Lane SW Corner of Highway 411 and Cowlitz River Castle Rock WA Nicole Doiron 360 785 4417 raknad@q.com
October 22 & 23 Sat: 9 - 6 Sun: 10 - 5 Clackamette Mineral and Gem Club Clackamas County Fairgrounds, 694 NE 4th Ave, Canby, OR 97013 Beth Heesacker, heesacker@coho.net, 4145 NW Heesacker Rd., Forest Grove, OR 97116 ksandhorses3@gmail.com or Eileen Paul 541.672.5229 beadpatch@mydfn.net
October 22 & 23 Sat – 10 – 6 Sun – 10 – 5 Bellevue Rock Club Vasa Park, 3560 West Lake Sammamish PKWY SE, Bellevue, WA Bruce Himko bellevuerockclub@comcast.net PO Box 1851 Bellevue, WA 98009
November 12 & 13 Sat – 9 – 5 Sun – 10 – 4 Skagit Rock & Gem Club Sedro Woolley Comm Center, 703 Pacific Street Sedro Woolley, WA Debbie Frank skagitrockandgem@gmail.com PO Box 244 Mount Vernon WA 98273

2016 NFMS Mid-Year Meeting Date: Saturday, April 16, 2016 Time: 1 pm Place: Benton County Fairgrounds 1500 South Oak, Kennewick, WA (During Lakeside Gem and Mineral Club's Annual Show)

2016 AFMS Annual Meeting Date: Thursday, July 28, 2016 Time: 9 am Place: Linn County Fair & Expo Building Albany, Oregon (before the Willamette Agate and Mineral Society's Annual Show)

NFMS Annual Meeting Date: Friday, July 29, 2016 Time: 4pm Place: Linn County Fair & Expo Building Albany, Oregon (During Willamette Agate and Mineral Society's Annual Show)



-Become a member in 2016-

Support a local educational facility who's mission is to share Idaho's rich mining history and provide geoscience education! Starting April 1st, the Idaho Museum of Mining and Geology will be celebrating it's 27th season in the Boise community. Our organization is volunteer-based and operates through donations from members and donor-patrons. Individual memberships are an affordable \$25 & our family memberships are \$45. An annual membership includes discounts on gift shop merchandise and discounts on admission to field trips and lectures. This support provides youth and adult education for our Treasure Valley community, and it keeps our doors open to share Idaho's amazing history. **Already a member? Don't forget to renew!**

SPRING EVENT CALENDAR

Come and experience Idaho's mining history & brush up on your geology in 2016!

April 1st, Friday: Opening Day of Museum, noon to 5 pm

April 30th, Saturday: Field Trip: *Fire and Floods-The geology of the Twin Falls area* (Shawn Willsey).

May 6th, Friday: IMMG Open House noon-9 pm. Lecture by Dr. David Wilkins, BSU at 7 pm on *Terroir: Idaho*.

May 14th, Saturday: Field Trip: *Panning for gold in Grimes Creek* (Don Dorman and the Idaho Gold Panners).

May 18th, Wednesday: International Museum Day: *Museums and Cultural Landscapes*

May 21st, Saturday: Kids Workshop: *Peeking under the Surface: How Seismologists see inside the Earth* by Dr. Mike Morrison from 10 am to noon.

BOISE NATIONAL FOREST

TOOLS TO HELP NAVIGATE AVAILABLE

BOISE, ID – It's a grand winter for snow enthusiasts on the Boise National Forest! The Forest Service encourages people to #Get Outdoors and enjoy their time - whether skiing, snow-shoeing, and snowmobiling or other winter sports. We also want to remind visitors that there are areas on the Boise National Forest where over-snow vehicle travel is not allowed. These areas are not new and were identified to help protect and restore important habitat, reduce user conflicts and protect water quality.

There are tools available to help visitors navigate the Forest in winter. The Boise National Forest Winter Travel Map was developed to inform winter visitors and is available for free at Forest Offices and on the Boise National Forest website. The map complies with Subpart C of the Travel Management Rule and displays a variety of information in hard copy form. The map is also geo-referenced and available for download through the Avenza Map Store for free. This enables the visitor to download the map onto their smart phone or tablet and then use their Global Positioning System (GPS) to track their location and navigate while outdoors. This tool also helps visitors to locate the areas that are open for over-snow use and other winter uses.

Another tool for the public that the Boise National Forest is implementing is the use of quick response codes (QR codes) for information. This tool is a machine-readable optical label that contains information about the item to which it is attached. Typically, a smartphone is used as a QR code scanner, displaying the code and converting it to some useful form (such as a standard URL for a website). The use of this tool allows the user to access information through their cell phone quickly using the scanned image and download information. Information about maps, permits, user guides and other information becomes readily available electronically and it reduces the need for paper copies of handouts and other information.

More information on downloading geo-referenced maps and use with Apple and Android devices can be found at the Avenza Map Store or on the Boise National Forest Website at: <http://www.fs.usda.gov/main/boise/landmanagement/gis>

The Forest Service defines "over-snow vehicle (OSV)" as a motor vehicle that is designed for use over snow and that runs on a track or tracks and/or a ski or skis, while in use over snow.

Lee Ann Loupe, Acting External Communications-Public Affairs

1249 South Vinnell Way, Suite 200

Boise, ID 83709

p: [208-373-4105](tel:208-373-4105), c: [970-596-0246](tel:970-596-0246), lloupe@fs.fed.us www.fs.usda.gov/boise, www.twitter.com/boise

YESTERYEAR

April 1975

The meeting of the Idaho Gem Club was held at the Idaho Fish and Game Departments meeting room. It was opened by Vice President Pauline Randolph. The show dates for 1976 were determined to be April 3rd and 4th. Discussion was held but no action was taken.

A slide program "Rockhunting on the Moon" was presented and reminded members old and new that some Idaho Gem Club members have already been rockhounding on the moon. Each astronaut of the Apollo moonwalk mission were given honorary membership to the Idaho Gem Club and each of their wives were presented with an Idaho Star Garnet. The presentation was made thru Gov. Don Samuelson on August 14, 1969

**In Loving Memory of Days Gone By,
Tina Frederick, Historian**

Welcome New Members

1. Kimbensee Beant - Boise
2. Rock & Kim Madsen - Boise
3. Don Martin - Boise
4. Sidney Matus & Brandon Vincent- Boise
5. Zara Richert & Damon Torres- Eagle
6. Bob & Mary Ruppert - Meridian
7. John & Melanie Wold - Boise
8. Tom & Tracie Zalucha - Boise

SUNSHINE LADY REPORT

Please let me know if you are aware of any of our members having surgery, an illness, or just in need of cheer. We all can use some good cheer! We try and keep in touch with all our members, and I apologize if we have overlooked any member who has lost a loved one. Please let us know if we can help in any way. Contact Deana Ashton at 208-794-5628 or any Idaho Gem Club Board Member/officer.

IF YOU WOULD LIKE TO ATTEND ANY GEM CLUB FUNCTIONS BUT ARE UNABLE TO DRIVE, CALL ME! WE WILL DO OUR BEST TO GET YOU THERE!

Deana- 208-794-5628

Send some good thoughts to Deanna Moser who is recovering from pneumonia. Gene Alvey still recovering from his big operation and we hope you are back on your feet soon! Judy Blodgett hoping you get well quickly! Get well wishes to so many if you who have been battling colds and flu bugs. If you know of a member who could use some cheering up, contact Deana at [208-794-5628](tel:208-794-5628) and I will gather up some sunshine to send their way!

Bench Tips

"Bench Tips for Jewelry Making" and "Broom Casting for Creative Jewelry" are available on Amazon www.BradSmithJewelry.com

GRIPPING SMALL DRILLS

Drilling small holes can be a problem. With drills that are less than 1 mm (18 gauge or .040 inches), some chucks will not tighten down well enough to hold the drill securely.

The problem is easily solved in either of two ways - with a chuck adapter or by buying your small drills with a 3/32 inch shank size. Either way you have a large shank to be gripped in your drill press, Foredom or Dremel, so changing bits is fast and easy.



PRE-MADE BEZEL CUPS

As a general rule of thumb I assume it's going to take me 15 - 20 minutes to make a bezel for an ordinary cabochon, so for some projects buying pre-made cups can save a lot of time. But if you go this route, keep in mind three things. First, try to get cups made from fine silver, not sterling. Fine silver is softer and burnishes over the stone more easily.

Second, you may have trouble matching the shape and size of the stone with the shape and size of the bezel cup. Purchased cups can only be found in a limited number of standard sizes. You may have to adjust your choice of gemstone to match the cup. The other consideration is that pre-made cups often have fairly low side walls. While these are fine for low-dome stones, they're not dependable for stones with steep side walls.

Lastly before setting, check the fit of your gemstone in the cup, particularly around the bottom. The bottom corners of a stamped cup are much more rounded than a bezel you would fabricate yourself. This causes a problem with stones that have a sharp edge around the bottom. Burnishing the bezel over one of these stones will place a lot of stress on the stone and may cause it to crack. To avoid this, I round off the bottom edge of the stone with a diamond file (or use sandpaper on soft stones).



HAPPY BIRTHDAY



APRIL

4/2 John Benedict
4/7 Nikita Kramar
4/11 Jewels Haines
4/11 Steve Holmes
4/13 Edwin Moser
4/14 Linda Barlow
4/14 Jack Gambassi
4/17 Jeanmarie McAlvoy
4/21 Jenny Beaulieu
4/22 Tara Lancaster
4/22 Willa Renken
4/27 Maria Price
4/28 Milo Lancaster

Faceted: DIAMOND




Cabuchon: ROCK CRYSTAL



MAY

5/5 Deborah Butte
5/6 Richard Clark
5/10 Furuya Shiori
5/11 Ashlyn Price
5/13 Tim Justice
5/14 DJ Johnson
5/14 Gina Gartman
5/18 Gerri Goertzen
5/18 Diane Wheeler
5/19 Larry Friend
5/20 Shawn Bowlin
5/22 Janice Edger
5/22 Duane Mayer
5/22 Leigh Douglass
5/25 David Douglass
5/25 Mike Edger
5/30 Blaine Dahlstrom

Faceted: EMERALD



Cabuchon: Chrysoprase



METAPHYSICAL PROPERTIES OF STONES & CRYSTALS

DIAMOND

Type: Octahedral, dodecahedral & trapezohedral crystals
Color: Clear, white, yellow, blue, brown, pink, red, orange, & green
Sources: Australia, Brazil, India, Russia, S. Africa, Venezuela
Astrological Associations: Aries, Taurus, Leo
Chakras: all
Vibration #: 33
Diamonds are known as “the king of the crystals” because it never requires re-charging.
In ancient times it was a “stone to enhance invulnerability”; therefore was used as a talisman against cowardice. Also in ancient times, it was given to insure love, harmony, and dispel anger. The Diamond’s power only worked when it was given freely!
Also it is known as “a stone of innocence” because it brought forth purity, constancy, & loving with open nature at one’s birth on earth. It inspires the forces of accumulation helping one to manifest abundance. It also inspires creativity, imagination, ingenuity, inventiveness, & brilliance.
It is used in physical healing to counteract poisons, clarify and stimulate sight, & is a metabolic balancing agent.

ROCK CRYSTAL OR QUARTZ CRYSTAL

Type: Silicon Dioxide forms as masses, grains, druses, & prismatic hexagonal crystals
Color: Clear
Sources: Arkansas, USA, Brazil, China, Madagascar, Russia, S. Africa, Tibet
Astrological Associations: all
Chakras: all
Quartz is a “feel better stone” and “stone of power” because it helps in any condition.

1. Piezoelectric & pyroelectric properties
2. Disperses static electricity, converts & redirects energy.
3. Amplifies body energy & thoughts
4. Brings star energy into soul by harmonizing & aligning human energies.
5. Connects between physical dimension & dimensions of the mind.
6. Facilitates speaking with & receiving information from spiritual & other-worldly masters, teachers, & healers.
7. Transforms thoughts into sounds producing vibration affecting the environment.
8. Used in Atlantis & Lemuria for rejuvenation.
9. Used to clear & activate energy centers of the body
10. Provides purifications of the physical, mental, & spiritual bodies allowing enhancement of flow of “light, love, & harmony of the planet” teaching one to live, laugh, & love with all.

Above information gleaned from THE CRYSTAL HEALER by Philip Permntt, THE CRYSTAL BIBLE by Judy Hall, & LOVE IS IN THE EARTH by Melody

Soda Fire Claim Marker Repairs:

On April 2, 2016, Tom & Lillie Rogers, Dan & Diane Stevens, Doug Renken and Chery Link meet at the Ion Gas Station outside of Marsing. We traveled out to the Owyhee Blue Gem Claim, the clubs plume agate claim in Malheur County, Oregon. Cheryl had purchased on behalf of the club four 4 X 4 X 8 foot pressure treated wood posts, four bags of 60 pound special concrete and one roll of 3 X 50 foot 14 gauge wire fencing. The fencing was used to create a protective barrier cage around the claim marker posts. This was suggested to us several years ago as a dual role of preventing someone from removing the claim marker posts and if there is another fast moving wild fire in the future the 3 foot rock cage will hopefully help to protect the wood posts from burning up. We collected local rock from the area and placed them inside the wire cage. When club members are out collecting on our claims please take a moment to become familiar with where our club boundaries are. This is especially true in the plume agate area. There are mining claims surrounding ours and we want to respect our neighbor's claims by collecting on our claim. I would also like to thank Phil Woolsey and the others who attended the March 19th field trip who were willing to help with the replacement of the claim markers. I was unable to get my GPS working correctly that day. Please see the attached photos so you can easily identify the clubs claim markers and where our boundaries are.

“A special thank you to Tazaroo Renken, the trips rock hound, for helping us pick up all the plastic containers used during the concrete / water mixing process....”

Thank you very much!
Cheryl



REFRESHMENT COMMITTEE GUIDELINES

We encourage member participation in bringing cookies snacks and beverages to share during break at general meetings. We ask you to provide 8-10 dozen cookies or snacks for approximately 50-70 people. That can be veggie trays, breads, any other treats. We ask for 10 adult and 10 youth door prizes which are wrapped in a bag. Usually minerals or rocks or slabs. Club provides coffee service and paper plates napkins and cups.

Please contact Deana Ashton, 208-794-5628 and let her know if and what you will be bringing for the current month so she can coordinate and be sure enough is provided for snack, beverage, and door prizes. Some could bring food, some could bring beverages, some could bring door prizes. Thanks for your participation.

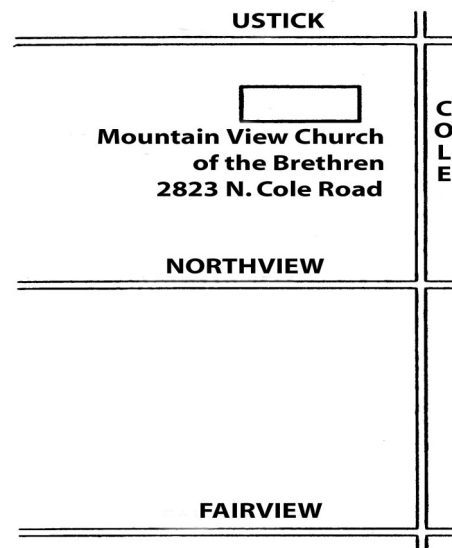
Members whose last name begins
with letter listed below,
are asked to bring after meeting snacks
for the month indicated.

JANUARY	_____	BANQUET
FEBRUARY	_____	A-D
MARCH	_____	E-K
APRIL	_____	L-R
MAY	_____	S-Z
JUNE	_____	A-D
JULY	_____	POTLUCK PICNIC
AUGUST	_____	POTLUCK PICNIC
SEPTEMBER	_____	E-K
OCTOBER	_____	L-R
NOVEMBER	_____	S-Z
DECEMBER	_____	HOLIDAY COOKIES BY ALL



GENERAL MEETING
3rd. Tuesday of every month

BOARD MEETING:
1st. Tuesday of every month
2 September 2014
Church of the Brethren
2823 N. Cole Road, Boise, Idaho
Meeting Starts at 7:30 p.m.



The purpose of the Idaho Gem Club is to promote mutual, educational and scientific interests and benefits of its members in mineralogy, geology, gemology, the art of lapidary and kindred arts and sciences.

Dues:

\$22.00 per person
\$25.00 per couple
\$28.00 per family

Subscription:

\$10 per year

General Meeting:

3rd. Tuesday of each
Month at 7:30 p.m.



Roc