

Grindings

Idaho Gem Club, Inc.

P.O. Box 8443 ♡ Boise, Idaho 83707-2443

VOL 70 NO 11

November 2010



BOARD OF DIRECTORS

Jason Madsen
President
378-4666

Willa Renken
1st Vice President
362-3941

Brent Stewart
2nd Vice President
863-9336

RECORDING SECRETARY
Deana Ashton
891-7273

Phil Neuhoff
939-4508

Ed Moser
340-8060

Rick Corbett
383-9930

Twila Gallaher
853-6703

Dan Phillips
585-3019



TREASURER
Kathy Griffin
467-9286

NFMS DIRECTOR
Charles McCreath
344-5085

EDITOR
Doug Renken
362-3941
WLR_DKR@MSN.COM

CLUB WEB SITE
www.idahogemclub.com

President's Message

November is the month to elect Board Members. The nominees' biographies are included in this newsletter. Please read through them so you can be acquainted with those that you feel will best serve your club and interests.

November's and December's program will be an auction. November's auction is typically rough specimens, and December's auction is typically finished items. If you feel that you have some nice items to donate please let Brent Stewart know and bring your items to the meeting. The proceeds from the auction go towards offsetting individual's cost at the annual banquet.

Speaking of which, Jim Da Silva has finalized the reservations for the coming banquet at Louie's Italian Restaurant in Meridian. The tickets will be available for sale at the meeting and at Stewart's Gem Shop for \$10.00 per person.

I hope all is going well on the progress for those of you that are inclined to enter a "Project of the Year". You do not need me to tell you that December is quickly approaching! If you have not started yet there is still some time left and I encourage you to participate.

Please keep tumbling rocks, sewing grab bags, and preparing your prizes for the annual show coming up in February. Chairmen should be getting sign up sheets prepared, and there will be plenty of opportunity for everyone to lend a hand in helping the show be another success!

Also, a reminder that dues are due. Please get your dues into Kathy Griffin, our Treasure, as soon as possible.

I wish everyone a happy Thanksgiving day!

Jason Madsen
President

Board minutes continued from page 2

**MINUTES OF THE IDAHO GEM CLUB
GENERAL MEETING ♦
OCTOBER 19, 2010**

and learn new things. Our last workshop was a special presentation by the Stewarts Gem Shop- Gene and Brent. This was a very informational and fun filled workshop. The knowledge shared by the Stewarts was vast. And everybody was given a really nice Idaho Star garnet by Gene. The turnout was strong- 15 people had signed up, and all attended. They will host another workshop at a later date. Members can only attend one Star Garnet class to allow all members a chance to get involved. This was a truly generous gesture by the Stewarts- providing fantastic garnets, sharing their knowledge, time, patience, and adding fun to our club. New wheels are in, and being installed by Doug Renken. If you wish to give him a hand, call him! The old wheels will be sold as sets at our Gem Show on the Silent Auction table. Thank you, Renken's for the time you put into keeping our equipment in tip-top shape and devoting the time you do to maintenance.

NOMINATION COMMITTEE; Brent contacted the three board members who are up for re-election or resignation. Fortunately, Ed Moser and Willa Renken have agreed to continue if elected, and will run for their positions again. Twila Gallagher has decided to allow a new member to fill her shoes as a board member. We thank Twila for her services and appreciate the input she has had for the club over the years. The third nominee was Jim Clinton, who is currently serving as the Building Fund Chair person. If you are interested in being nominated the floor will be opened for nominations the night of the meeting. If you have any questions about the nomination process, feel free to contact Brent Stewart.

New membership applications were reviewed and approved by the Board.

Board meeting was adjourned at 8:50 pm.

Please note it is time to pay Club Dues!!

*Respectfully submitted,
Deana Ashton
Secretary*

No
Data
Submitted

*Respectfully submitted,
Deana Ashton
Secretary*

NOMINATIONS

The Board Member Nomination Committee is very pleased to present the following individuals for your consideration as Board members for January 2011 - December 2013 (three year terms). We believe these individuals represent great experience and knowledge about our fun and rewarding avocation! The nominees are:

Willa Renken, Ed Moser and Jim Clinton.

Willa Renken

I joined the Idaho Gem Club in 1996 and have enjoyed every minute with this club. We were very involved with the Field Trips, Safety Break, and our Annual Gem Show. I have served as Building Fund Chairman for 2 years and was elected to the Board in 1999, where I served as President for 4 years. During that time I supported the working and restoration of all our claims as well as instigating the resurrection of our junior's involvement. As a Board we were able to secure a beautiful new display tent for our Black light Room and purchased more lights to support the increased interest in it. With some encouragement we were able to secure support through the membership to use club funds to purchase cabling equipment for the club member's use as well. I support the unification of our club and its members and am currently involved as your Workshop Chairman in providing a venue to enable the use of this equipment to better help our members learn how to create that desire which brought them to our great organization. I hope that with your support I will be able to serve as your representative for another three years.

Ed Moser

Ed was born and raised in Nampa and graduated from Nampa High. He retired from the State of Idaho as a building inspector. He works with Fish and Game as an instructor in Bow Hunter Education. Ed has also done volunteer work with Nampa and Caldwell youth and recreation groups in bow hunter education. He enjoys field trips and learning about rocks and geology. Ed has been very active in the club as your junior's supervisor. His involvement has helped to further this avenue for our youth. Ed was also a key part of the license plate team in crafting the guidelines for that program. Ed's continued dedication to this club makes him an excellent candidate for another term on the Board of Directors for your club.

Jim Clinton

Hello, my name is Jim Clinton, and I am hoping for your vote to serve on the board of directors for the Idaho Gem Club. I was born in Caldwell, raised in Emmett, and currently reside in Boise. That's right, I am a true Idaho native. I am very mechanically inclined, working the last 18 years in maintenance and repair trades and currently as a Maintenance Craftsman Senior at the Idaho State Veterans Home. I have always been interested in rocks and lapidary work and have really enjoyed my first 2 years with the club. I have been the club Building Fund Chairman for the last seven months and look forward to serving on the board. I have to say the field trips are my favorite club activity. All of us out digging and sharing our finds has to be the most fun I have had in the club. I have helped many new members cut their first cabochons at the workshops and enjoy seeing them smile with accomplishment. I have met a lot of great people in this club and look forward to welcoming many more in the years to come. Thank you for your time and your consideration.

Idaho and "The Gem State"
Go Together on the Plate



Support our excellent statewide educational programs by
purchasing your "Gem State Plate"

Tips

STIFFENING EARRING POSTS

Soldering an earring post will always soften the wire a bit. Easiest way to harden it is to grip the end of the post with your flat-jaw pliers and twist it a couple half turns. This work-hardens the wire and at the same time tests your soldered joint.

USE A SPRAY BOTTLE

Those little spray bottles you can find at the drug store are great for firescale preventors and debubbling solutions. A quick firescale preventor is liquid flux, and a homemade debubbling solution is a little Dawn liquid in rubbing alcohol.

BROKEN DRILLS

Have you ever broken a drill bit off in a hole? Sometimes you can grab it with pliers, but other times the steel piece is below the surface in the hole. If this happens, you can usually dissolve the steel in a solution of alum.

Alum is typically available from a food store or a drug store. Use about a teaspoon per cup of warm water. Submerge your piece so that the partially drilled hole is facing up so that bubbles can float free.

More BenchTips by Brad Smith are at

**groups.yahoo.com/group/BenchTips/
or
facebook.com/BenchTips**

Editors note: Brad Smith contacted the club offering to provide tips to publish in the newsletter. Please make sure to access Brads sites listed above if you find these tips helpful.

HAPPY BIRTHDAY



NOVEMBER

11/1 Peggy Dean
 11/4 Sue Olson
 11/6 Tom Menten
 11/6 Jaden Wanner
 11/7 Peggy Blickfeldt
 11/7 Christopher Brewer
 11/7 Larry McConnell
 11/8 Caryn Scanlon
 11/10 Valicity Koen
 11/11 Jim Kirschbaum
 11/14 Robert Burns
 11/14 Cherreli Thomas
 11/15 Joe Betz
 11/19 Steve Ostrander
 11/20 Anna Picano
 11/21 Gary Hanes
 11/22 Christa Wakefield
 11/22 Ricky Renkamp
 11/23 Marge Conley
 11/24 Gary Smith
 11/25 Ava Cryer
 11/26 Phil Neuhoff
 11/26 Rick Denton
 11/27 Jim Ingle
 11/28 Amanda Loewen
 11/28 Robert Hoffman
 11/28 Diane Perkins
 11/28 Tom Shearer
 11/29 Ferman Ansel
 11/29 Debbie Griffith

November Birthstones
Faceted-Topaz or
Citrine
Cabochon — Amber

DECEMBER

12/1 Joella Brown
 12/1 Bill Murphy
 12/3 Tom Duke
 12/4 Jack Trevithick
 12/4 Tenya Madsen
 12/7 Diana Cryer
 12/7 Pete Peterson
 12/8 Lillie Rogers
 12/9 John Sandmeyer
 12/10 Joan Alvey
 12/10 Cheryl Link
 12/11 Bill Jordan
 12/11 Michael George
 12/12 Easton Soule
 Anderson
 12/14 Harold Holloway
 12/15 Rochell Shearer
 12/16 Kerri Chipman
 12/16 Conner Ingle
 12/17 David Alderton
 12/18 Dan Phillips
 12/18 Michael Snyder
 12/19 Robert Burns
 12/19 Doug Renken
 12/19 ShirleyMurphy
 12/21 Dee Hanes
 12/23 Joe Nielson
 12/23 Christi Hogle
 12/25 Thomas Langford
 12/27 Fred Friel
 12/28 Nolan Crowe
 12/30 Tony Griffin

December Birthstones
Faceted - Blue Zircon
Cabochon - Turquoise

DATES TO REMEMBER

GENERAL MEETING:
3rd. Tuesday of every month
 November 16, 2010
 Church of the Brethren
 2823 N. Cole Road, Boise, Idaho
 Meeting Starts at 7:30 pm.

BOARD MEETING:
1st. Tuesday of every month
 December 7, 2010
 Church of the Brethren
 2823 N. Cole Road, Boise, Idaho
 Meeting Starts at 7:30 pm.

November Refreshment Committee

Chair: Cheryl Link 375-5360
 Chuck Crowe 412-3987
 Ed Moser 340-8060
 Kathy Griffin 467-9286

REFRESHMENT COMMITTEE GUIDELINES

Need approximately 15 dozen cookies. Wrapped door prizes are also needed. Arrive early enough to set up the chairs. The chairperson brings the coffee urn, coffee, punch, cream, sugar, cups and napkins. Afterward, put meeting tables & chairs away, clean kitchen and sweep the room. Gather and take all the trash with you. Don't forget it is the responsibility of the chair for the coming month to pick up the coffeepot, take it home and bring it the next meeting.

December Refreshment Committee

Chair: Jan Drobny 322-6702
 Heather Madsen 378-4666
 Neal Milliron 353-3014

Yesteryear November 1963

The annual meeting in January will be in the form of a Pot Luck Dinner at the Campus School.

Dr. Stagley, School of Mines, University of Idaho, gave a speech on "Gold in Idaho".

The club would no longer be able to use the Campus School as a meeting place on the second Tuesday of each month. The first Tuesday was discussed out, some of the members had meetings on that night, so it was settled that they would meet the third Tuesday, as they liked the Campus School as a meeting place.

There was no field trip planned as the ground was so wet.

Dr. Chaffee of BJC said the college would match any funds from IGC to make cases for the Rhodenbaugh Collection of Idaho minerals and construction of the cases would be done by the Junior College shop the money would be used for wiring and materials. The club gave \$600.00 towards the cases.

Patsy Bethel
Historian

Help

I need pictures of the field trips, also who the pictures are of as I can't go on field trips anymore and the History Book is bare. It is nice too look back and see old friends and all that seems to get in is obituaries, which is sad.

Patsy Bethel
Historian

November Program

The program will be an oral auction at the general meeting this month. Stewart's Gem Shop is again providing some nice material for the auction. Jim Clinton is assisting myself in providing material. Plan to stay after meeting and pick up some good items at a reasonable fee. If anyone has some nice material that you would like to donate to the auction it would be greatly appreciated as these auctions offset our Banquet costs.

Brent Stewart

DUES ARE NOW Past DUE.

Rates are as follows:

\$12.00 per person
\$15.00 per couple
\$17.50 per family

***Dues are due by October 31 each year .
Please pay at the next meeting or send
them to***

***Kathy Griffin, Treasurer
P.O. box 8443
Boise, ID 83707-2443***

Juniors Report

Thanks to Jonathan Barnett for the slabs for the juniors that will be passed out this month. Thank you to those who give door prizes for the juniors.

Ed Moser
Cell 340-8060
Juniors Chair

ROCK'N FUNNIES



October Field Trip Report Leslie Gulch/Succor Creek

OGMS Red Thunder Egg Claim

This was a pleasant trip for the end of the year! There were numerous rock hounds from both of the Treasure Valley clubs. We followed a little over half an hour after Walt Barnett had left the Ion Truck Stop, arriving at the Red Egg Claim just as the rain was starting. The rain was light and ended shortly after everyone had left.

Some trucks were parked at McIntyre Reservoir #2 which has a steep incline just before the road ends at waters edge. Surprisingly there was quite a lot of water in the reservoir; a very interesting and wet year for this part of Oregon. At 11:05, just an hour after we had arrived, most people had collected enough thunder eggs to satisfy their needs.

After leaving the red egg claim there were quite a bunch of rock hounds going to look for petrified wood in various areas close to Rockville School. From what I viewed there were a few nice specimens of petrified wood collected and an abundance of quality Red Eggs.

A big thank you to everyone that participated in our field trips this past year. We made lot's of new friends, collected some nice specimens of jasper, agate, and crystals. There were a few flat tires in some of the more remote areas, no one was left behind. Numerous snakes were seen as well as other predators and their prey. A baby rabbit was quite entertaining for some of the kids as well as a variety of lizards and skinks.

At Haystack Butte we were entertained by a chorus of coyotes, one group would sing then another group could be heard answering from a different location. The Owyhee High Desert is a beautiful and unique land to discover all kinds of flora and fauna.

I won't be leading field trips next year, my knees have given out! Please support a new field trip leader like you have me, it has been great.

Again, Thank You.

Tony Griffin

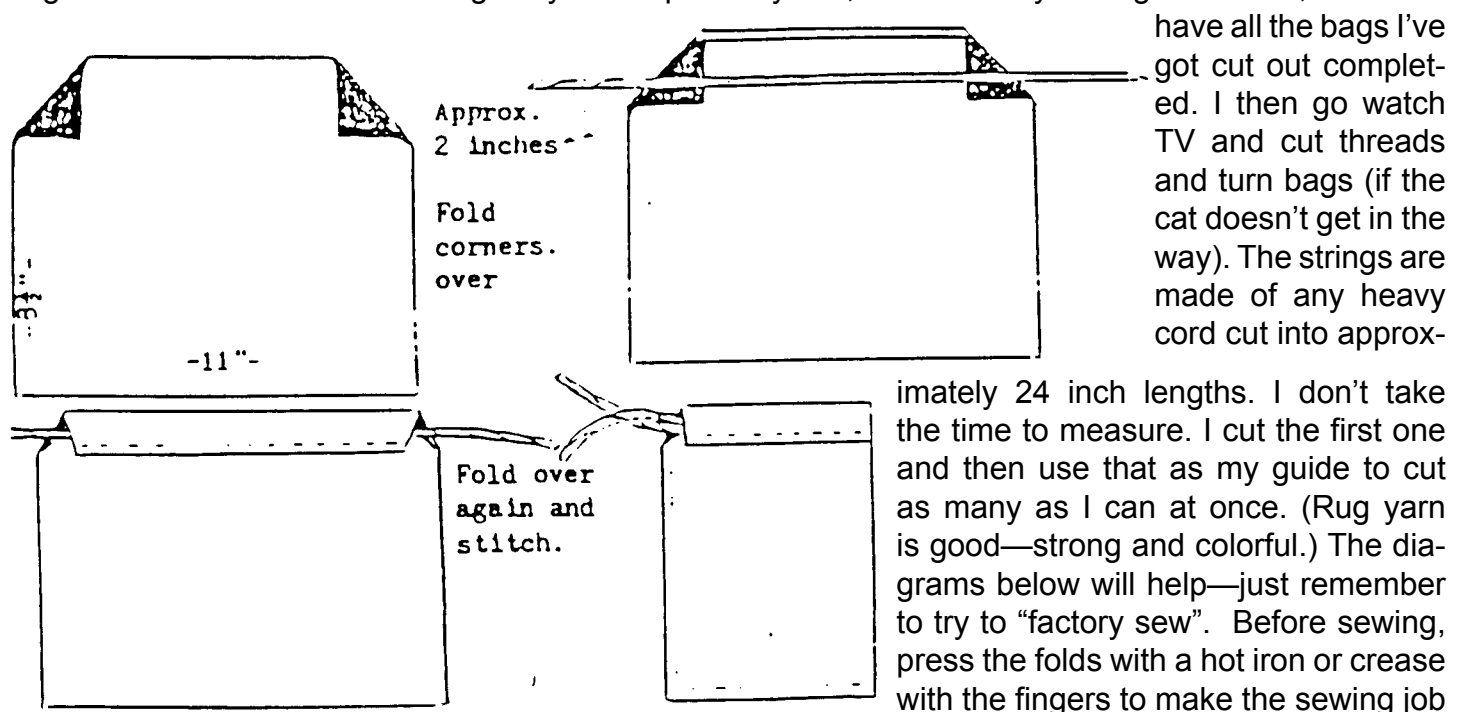
Grab Bags

For the new people, our club sells grab bags filled with polished rocks at the show in February. We have always hand-made our bags, and we completely sell out each year. We need all the help we can get. If you sew, here are the instructions with some changes provided by Cathy Parsons. You can get 16 bags from one yard of 45" wide fabric. Any color, fancy or not. Use your imagination. We will fill the bags in January, so don't forget to keep those tumblers turning, too. You may bring them to the monthly club meetings.

Easy Grab Bags

The easiest method of cutting out grab bags is to cut fabric into 8 1/2" strips. Press down 1/2" on the top edge of each strip. Fold strip in half and cut on fold (you'll have two 22 1/2 inch pieces. Cut each of those halves into two pieces (fold & cut on fold). Following the pattern, fold up the outer edges of the top hem and make the dog ears, and then place your drawstring under the hem (but over the "ears"). (I place a few pins in the edge of the hem to make sure it stays put before I sew. And, I sew each seam factory-style/chain stitching—not cutting between each bag, etc. So, if I cut out the 4 strips from the yard of fabric, I'm going to stitch down the top hem on all the bags before I go to the next step, etc.

Once the hems are stitched down (be careful not to catch the drawstring in the stitching), I sew the bags beginning at the opening (where you've placed the "dog ears".) I stop the needle at about the 1/4" mark from the bottom of the bag and sew to the end (backstitch to secure the thread). I then pull the finished bag out a bit and start the next bag. As you can probably see, I don't do any cutting of threads, etc. until I



easier. Also keep tumbling those stones to put in the grab bags. We need to fill about 800 bags for the show next year.

FROM THE EDITOR

The deadline for articles is the board meeting, if it needs to be typed. If the article is sent via e-mail the deadline is the Saturday after the board meeting.

Phone: (208) 362-3941
E-mail: WLR_DKR@MSN.COM
My mailing Address is:
Doug Renken
12843 S. Five Mile Rd.
Kuna, ID 83634

Electronic Grindings

Thanks to those who signed up for the electronic Grindings. Not only does this save the club money it helps save me time putting on labels and postage. Currently it costs around \$1.70 per issue or \$20.40 per year to print and mail each newsletter.

If you would like to receive the Grindings newsletter through e-mail let me know. Please send an e-mail to WLR_DKR@msn.com and I will add you to our e-mail list. The Grindings will be sent in PDF format.

SAVE STAMPS

Just a note to remind people to save their postage stamps to donate to the Federation. The stamps are sold and the proceeds are donated to cancer research. Cut at least 1/4 inch margin around the stamps. You can turn them into Chuck McCreath at our next meeting. **THANK YOU!**

**Sunshine Lady**

Arlene Bailey is the club sunshine lady. Her job is to send some cheer to members who are ill or just need some cheering up. But she needs your help in doing this job. If you know of someone who has been recently ill let her know so she can send them a card. Her phone number is 562-8030. Thank you in advance for your help.

"CODE OF ETHICS"

I will respect both private and public property and will do no collecting on privately owned land without permission from the owner.

I will keep informed on all laws, regulations or rules governing collecting on public lands and will observe them.

I will, to the best of my ability, ascertain the boundary lines of property on which I plan to collect.

I will use no firearms or blasting material in collecting areas.

I will cause no willful damage to property of any kind such as fences, signs, buildings, etc.

I will leave all gates as found.

I will build fires only in designated or safe places and will be certain they are completely extinguished before leaving the area.

I will discard no burning material - matches, cigarettes, etc.

I will fill all excavation holes which may be dangerous to livestock.

I will not contaminate wells, creeks, or other water supplies.

I will cause no willful damage to collecting material and will take home only what I can reasonably use.

I will practice conservation and undertake to utilize fully and well the materials I have collected and will recycle my surplus for the pleasure and benefit of others.

I will support the rockhound project H.E.L.P (Help Eliminate Litter Please) and will leave all collecting areas devoid of litter, regardless of how found.

I will cooperate with field trip leaders and those in designated authority in all collecting areas.

I will report to my club or federation officer, Bureau of Land Management or other authorities, any deposit of petrified wood or other materials on public lands which should be protected for the enjoyment of future generations for public educational and scientific purposes.

I will appreciate and protect our heritage of natural resources.

I will observe the "Golden Rule", I will use Good Outdoor Manners and will at all times conduct myself in a manner which will add to the stature and Public Image of Rockhounds everywhere.

THE GRINDINGS

is the monthly newsletter of the Idaho Gem Club, Inc., associated with the Northwest Federation of Mineralogical Societies. Permission to copy is freely granted when proper credit is given to both the publication and the author. Articles without bylines are written by the Editor or President.

CHECK OUT THE CLUB WEBSITE!

www.idahogemclub.com

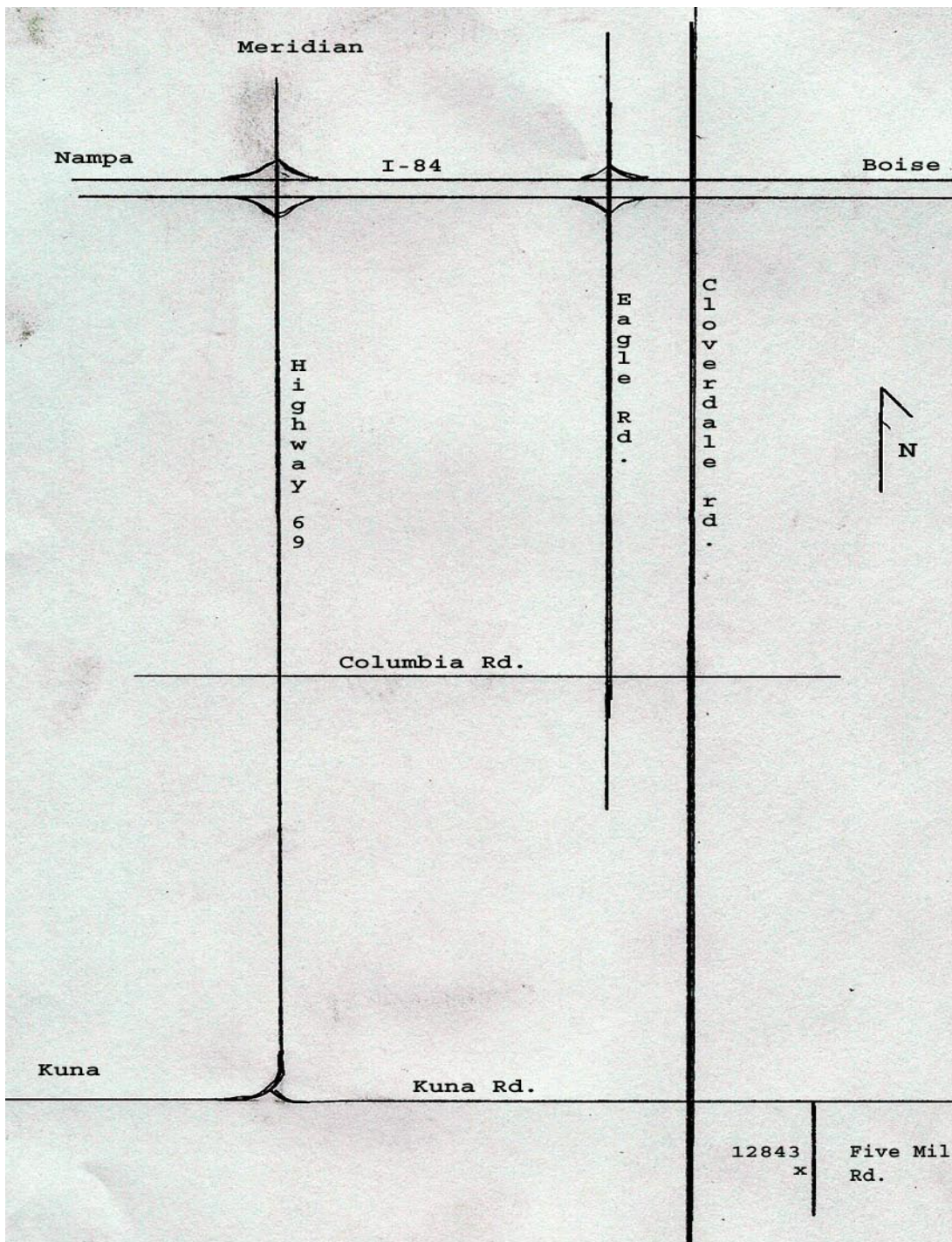


Workshop Report

I would like to thank Brent & Gene Stewart for conducting the Star Garnet workshop last month. This subject was requested by a number of our members and the workshop was very successful. This months workshop will be Thursday November 18th from 6:30 pm to 9:30 pm. It will be like our previous workshops for cutting cabochons. There are some slabs available if you don't have any or if you have some slabs to donate it is always appreciated. Marge will be available to help those who are interested in wirewrapping so bring your pliers and remember there is a small charge for the wire cost for each

project As always I will need help with instructors so please volunteer if possible. We do request that everyone help clean up the machines at the end of the evening. So please help out as many hands make for quick work. I look forward to seeing you all and we will have a fire for hotdogs and smores.

Willa Renken
Workshop Chairman



Workshop address:
12843 S. Five Mile Rd.
Phone 362-3941

The purpose of the Idaho Gem Club is to promote mutual, educational and scientific interests and benefits of its members in mineralogy, geology, gemology, the art of lapidary and kindred arts and sciences.

Dues:


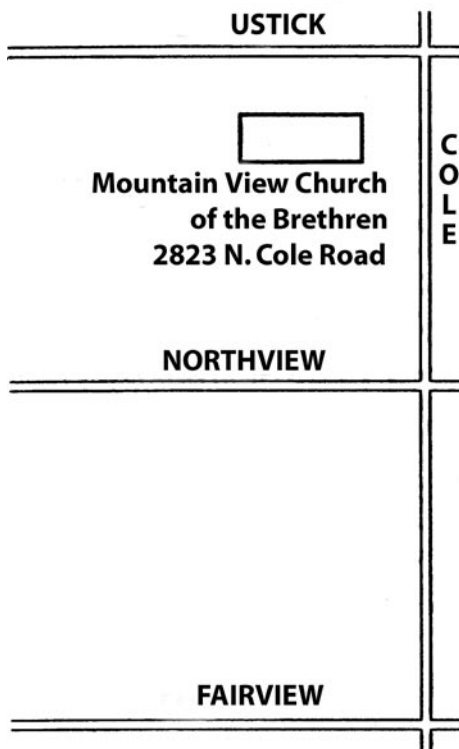
\$12.00 per person
\$15.00 per couple
\$17.50 per family

Subscription:

\$10.00 per year

General Meeting:

3rd. Tuesday of each
Month at 7:30 p.m.



The Whangdoodle Bird
(Often seen on field trips)



Idaho Gem Club, Inc.

P.O. Box 8443
Boise, Idaho 83707-2443